

# FOCUS SUR LES (RE) ASSURANCES EN AFRIQUE DU NORD



**FOCUS ON (RE)INSURANCE  
IN NORTH AFRICA**

OCTOBER 2024

## Focus sur les (Ré)Assurances en Afrique du Nord



Focus on (Re)Insurance in North Africa

October 2024



# Sommaire

I

**Message de Tunis Re 06**

II

**Focus sur le Marché de l'Assurance en Afrique du Nord 07**

1. La Tunisie 11

2. L'Algérie 30

3. L'Egypte 46

4. La Libye 70

5. Le Maroc 86

6. La Mauritanie 102

7. Le Soudan 108

III

**La Réassurance 119**

# TABLE OF CONTENTS

I

**Message From Tunis Re 06**

II

**Focus on the Insurance Market in North Africa 07**

1. Tunisia 11

2. Algeria 30

3. Egypt 46

4. Libya 70

5. Morocco 86

6. Mauritania 102

7. Sudan 108

III

**Reinsurance 119**



## MESSAGE DE TUNIS RE

Bienvenue dans notre incontournable Monitoring des Marchés de l'Assurance de l'Afrique du Nord dans lequel nous mettons à votre disposition des informations clés recueillies sur les marchés de l'assurance en Algérie, en Egypte, en Libye, au Maroc, en Mauritanie, au Soudan et en Tunisie.

Premier Réassureur National de premier plan et présente dans la région depuis plus de 40 ans, Tunis Re bénéficie d'honorables notations en termes de solidité financière B (Fair) et AA (tun) accordées respectivement par les agences de notation AM Best et Fitch Ratings, lui permettant ainsi d'offrir des capacités de réassurance en Afrique du Nord, au Moyen-Orient, en Afrique et en Asie.

Tout en étant soucieuse et fortement attachée au développement à long terme de la région et des marchés de l'assurance respectifs dans lesquels elle opère, Tunis Re est confiante que le secteur de l'assurance continuera à connaître une forte croissance au cours des prochaines années malgré un environnement en constante évolution.

Tunis Re est fière de parrainer cet outil de référence dont la parution n'aurait pas été possible sans l'aimable contribution de nos partenaires, cédantes, réassureurs et courtiers que nous tenons à remercier chaleureusement.

Ce guide, nous le devons également et en grande partie à notre comité de rédaction comprenant une solide équipe de cadres d'expérience hautement qualifiés en assurance et qui bénéficient d'un appui sans limite de la Direction Générale de Tunis Re en matière de formation afin de produire et vous offrir un contenu de qualité riche en informations.

Enfin, honorables lecteurs que vous êtes, n'hésitez pas à faire vivre cet ouvrage, à en parler même autour de vous. Toutes nos autres éditions sont également disponibles sur notre site web et sur notre page linkedin . Bonne lecture.

[www.TunisRe.com.tn](http://www.TunisRe.com.tn)

[Linkedin/company/tunis-re](https://www.linkedin.com/company/tunis-re)

## MESSAGE FROM TUNIS RE

Welcome to the North African Insurance Monitoring, which we have well established to provide key details of the insurance markets across the North African region : Algeria, Egypt, Libya, Morocco, Mauritania, Sudan and Tunisia.

We hope that this guide will serve as a customary reference tool for insurance practitioners all over the world.

Tunis Re, with more than 40 years presence in the region, is proud to sponsor this guide. As Tunisia's leading national reinsurer, with a B (fair) rating by AM Best and AA (tun) by Fitch Ratings, Tunis Re offers both facultative and treaty reinsurance capacities to the North African, Middle East, African and Asian markets.

Tunis Re is committed to the long-term development of the region and the respective insurance markets and is confident that the insurance industry will continue on its growing trend over the next few years.

On the occasion of the publication of this edition, we would like to thank our ceding partners, reinsurers and brokers for agreeing to share the information with our editorial team.

This committed team, composed of experienced executives and insurance specialists, has always had the support of the General Management of Tunis Re who believed in its importance and invested in its training to provide our partners with a valuable content and accurate information.

Finally, we invite our esteemed readers to find all our editions available at any time on the Tunis Re's website :

[www.TunisRe.com.tn](http://www.TunisRe.com.tn)

[Linkedin/company/tunis-re](https://www.linkedin.com/company/tunis-re)

## Focus sur le Marché de l'Assurance en Afrique du Nord

Le secteur des assurances en Afrique est évalué en 2022 à environ 70,2 milliards de dollars en termes de primes (GWP) contre 73,3 milliards de dollars en 2021 soit baisse de 2,6%. Ce repli a eu pour conséquence de maintenir la part de l'Afrique dans les primes mondiales d'assurance à 1%, tandis que les primes d'assurance du continent ont représenté 2,4% du PIB, soit 50 dollars par personne.

Le principal facteur de cette baisse de volume est le ralentissement du marché sud-africain de l'assurance, le plus grand du continent. Par conséquent, les primes cumulées dans ce secteur ont reculé de près de 4 milliards de dollars américains pour s'établir à 45,8 milliards pour l'année

Les marchés sont très disparates en termes de taille, de composition, de croissance et de degré de la consolidation, avec 87 % des primes concentrées dans dix pays seulement. L'Afrique du Sud en est le principal marché et concentre 65,32 % du total des primes suivi du Maroc (7,5%), Égypte (4,5%) Kenya (3,7%), Nigeria (2,4%), Algérie (1,7%) et Tunisie (1,445%). Dans les autres pays d'Afrique, l'assurance a encore un long chemin à parcourir.

La faible pénétration de l'assurance sur la région, associée à la croissance économique et à la prise de conscience des avantages de l'assurance, constituent les principaux facteurs sur lesquels repose le potentiel de croissance de l'assurance dans la région.

Le Maroc domine le marché en termes de taux de pénétration (Vie & Non Vie) avec 3,93% en 2022 poursuivi par la Tunisie avec 2,19%, l'Égypte avec 0,62%. et l'Algérie avec 0,57%

Selon les Perspectives économiques en Afrique du Nord 2023 les pays africains sont confrontés à de multiples chocs, tels que les effets de la pandémie de Covid-19, les perturbations des chaînes d'approvisionnement exacerbées par l'invasion de l'Ukraine par la Russie et le resserrement des conditions financières mondiales. Ces chocs ont entraîné une réduction du taux de croissance réel du produit intérieur brut (PIB) du continent de 4,8 % en 2021 à 3,8 % en 2022. Cependant, les économies africaines restent résilientes avec une croissance moyenne qui devrait se stabiliser à 4,1 % en 2023-2024.

Ces perspectives de croissance sont toutefois soumises à d'importants risques de dégradation dus, notamment à une croissance mondiale modérée qui pèse sur les exportations africaines, à la persistance de conditions financières mondiales tendues qui exacerbent les coûts

du service de la dette, à des pertes et dommages importants dus aux événements climatiques extrêmes fréquents qui accentuent les pressions budgétaires, à l'invasion prolongée de l'Ukraine par la Russie qui a accru l'incertitude mondiale, et aux perturbations persistantes des chaînes d'approvisionnement mondiales. D'autres facteurs incluent des risques géopolitiques élevés en raison des élections nationales à venir dans certains pays.

Les assureurs en Afrique, y compris en Afrique du Nord, sont déterminés à faire progresser leur secteur en s'appuyant sur la technologie et en développant de nouveaux produits. Ces innovations sont perçues comme des moyens clés pour attirer de nouveaux clients, tant parmi les entreprises que les particuliers.

Le principal défi de l'industrie est de créer des produits adaptés et accessibles aux segments à faible revenu ainsi qu'à la jeune génération, répondant ainsi aux besoins changeants des clients.

Malgré les effets néfastes de la pandémie de COVID-19 et du conflit entre la Russie et l'Ukraine, le futur de l'assurance en Afrique du Nord est de plus en plus prometteur. Cela est possible grâce à des solutions innovantes et des produits digitalisés qui répondent mieux aux besoins des clients, accélérant ainsi la croissance dans la région. Les assureurs traditionnels reconnaissent la nécessité de s'adapter à ce nouveau contexte et doivent investir dans les nouvelles technologies pour relever les défis de la digitalisation.

A la veille du renouvellement 2025, Tunis Re publie le Focus sur les compagnies d'assurance et de réassurance en Afrique du Nord.

Ce document prête une attention bien particulière à l'étude des pays et compagnies d'assurance de la zone d'Afrique du Nord : l'Algérie, l'Égypte, la Libye, le Maroc, la Mauritanie, le Soudan & la Tunisie.

Nous avons le plaisir de vous présenter une nouvelle édition du Focus d'Afrique du Nord qui vise à donner une idée sur les performances des marchés d'assurance en Afrique du Nord avec une présentation des données des compagnies d'assurance pour l'année 2023.

Nous remercions chaleureusement les autorités de régulation et les partenaires de Tunis Re dans les différents pays d'Afrique du Nord pour leur étroite collaboration.

Nous espérons que cette publication inspirera tous les acteurs des marchés de l'assurance et comptons sur votre feedback pour l'amélioration du Focus dans les prochaines éditions.

\* Les données de la Mauritanie sont relatives à l'année 2018.

## Focus on the Insurance Market in North Africa

The insurance sector in Africa is valued in 2022 at approximately \$70.2 billion in terms of premiums (GWP) compared to \$73.3 billion in 2021, a decrease of 2.6%. This decline had the effect of maintaining Africa's share of global insurance premiums at 1%, while the continent's insurance premiums represented 2.4% of GDP, or \$50 per person.

The main factor in this drop in volume is the slowdown in the South African insurance market, the largest on the continent. As a result, cumulative premiums in this sector fell by nearly US\$4 billion to US\$45.8 billion for the year.

Markets are very disparate in terms of size, composition, growth and degree of consolidation, with 87% of premiums concentrated in just ten countries.

South Africa is the main market and concentrates 65.32% of total premiums followed by Morocco (7.5%), Egypt (4.5%), Kenya (3.7%), Nigeria (2.4%), Algeria (1.7%) and Tunisia (1.445%). In other African countries, insurance still has a long way to go.

Low insurance penetration in the region, coupled with economic growth and awareness of the benefits of insurance, are the main factors driving the growth potential of insurance in the region.

Morocco dominates the market in terms of penetration rate (Life & Non-Life) with 3.93% in 2022, followed by Tunisia with 2.19%, Egypt with 0.62%. and Algeria with 0.57%.

According to the North Africa Economic Outlook 2023, African countries are facing multiple shocks, such as the effects of the Covid-19 pandemic, disruptions in supply chains exacerbated by Russia's invasion of Ukraine and tightening global financial conditions. These shocks resulted in a reduction in the continent's real gross domestic product (GDP) growth rate from 4.8% in 2021 to 3.8% in 2022. However, African economies remain resilient with average growth expected to stabilize. to 4.1% in 2023-2024.

These growth prospects are, however, subject to significant downside risks due, in particular, to i) moderate global growth which weighs on African exports, and ii) the persistence of tense global financial conditions which exacerbate debt service

costs. , ii) significant losses and damage due to frequent extreme weather events which increase budgetary pressures, iii) the prolonged invasion of Ukraine by Russia which has increased global uncertainty, and iv) persistent disruptions of global supply chains. Other factors include elevated geopolitical risks due to upcoming national elections in some countries.

Insurers in Africa, including North Africa, are determined to advance their sector by leveraging technology and developing new products. These innovations are seen as key means of attracting new customers, both among businesses and individuals. The main challenge for the industry is to create products that are suitable and accessible to low-income segments as well as the younger generation, thereby meeting the changing needs of customers.

Despite the adverse effects of the COVID-19 pandemic and the conflict between Russia and Ukraine, the future of insurance in North Africa is increasingly promising. This is possible through innovative solutions and digitalized products that better meet customer needs, thereby accelerating growth in the region. Traditional insurers recognize the need to adapt to this new context and must invest in new technologies to meet the challenges of digitalization.

On the eve of the 2025 renewal, Tunis Re publishes the Focus on insurance and reinsurance companies in North Africa.

This document pays particular attention to the study of countries and insurance companies in the North African region: Algeria, Egypt, Libya, Morocco, Mauritania, Sudan & Tunisia.

We are pleased to present to you a new edition of the North Africa Focus which aims to give an idea of the performance of the insurance markets in North Africa with a presentation of insurance company data for the year 2023 .

We warmly thank the regulatory authorities and partners of Tunis Re in the various North African countries for their close collaboration.

We hope that this publication will inspire all players in the insurance markets and are counting on your feedback to improve the Focus in future editions.

\*Mauritania data relates to the year 2018.



## THE MAIN INDICATORS OF THE NORTH AFRICAN INSURANCE MARKET

2022-2023

Country	Life		Non-Life		Total (US\$ Million)	Premium Per Capital (US\$)	Premium as % of GDP	% of GPI Africa
	Gross Premium (US\$ Million)	%	Gross Premium (US\$ Million)	%				
Algeria	121,280	10.4%	1 039,710	89.6%	1160,990	25,290	0.62%	1.7%
Egypt	1 165,790	%53	1 038,640	%47	2 204,430	22,90	0.70%	4.5%
Libya (2018)	5,00		322,00		327,00	54,10	0.47%	-
Mauritania	N.A	N.A	N.A	N.A	N.A	N.A	N.A	N.A
Morocco	2 540,780	47.2%	2 841,680	52.8%	5 382,460	143,000	4%	7.5%
Sudan (2020)	5,654	1.40%	397,476	98.60%	403,130	7,90	0.48%	-
Tunisia (2023)	303	27.4%	803	72.6%	1 106	93	2.39%	1.4%

## ■ TUNISIA

---



## Tunisie

Superficie	: 162.155 km <sup>2</sup>
Capitale	: Tunis
Villes principales	: Tunis, Sfax, Sousse
Langue officielle	: L' Arabe
Monnaie	: Dinar Tunisien TND
Fête nationale	: 20 Mars
Population	: 11,154 millions
Réligion	: L'Islam

### Le Marché de l'Assurance

Autorité de contrôle	: Comité Général des Assurances «CGA»
Nombre de compagnies	: 22
Nombre de courtiers	: 64
Nombre des agents généraux	: 1028
Cession Obligatoire	: Néant
Capital min. requis	- Société Multibranches : 10 MDT - Société spécialisée : 3 MDT - Société à forme mutuelle : 5 MDT

## Tunisia

Area	: 162 155 km <sup>2</sup>
Capital	: Tunis
Main cities	: Tunis, Sfax, Sousse
Official language	: Arabic
Currency	: Tunisian Dinar (TND)
National holiday	: Independence Day: March 20 <sup>th</sup>
Population	: 11.154 million
Religion	: Islam

### Insurance Market

Supervisory authority	: General Insurance Committee «CGA»
Number of companies	: 22
Number of brokers	: 64
Number of general agents	: 1028
Legal Cession	: None
Minimum capital required:	- Multibranch company: 10 MTND - Specialized company: 3 MTND - Mutual company: 5 MTND

## Ranking of Tunisian Insurance Companies

### By Annual Turnover

M TND

Compagnie	2021	2022	2023	Evolution
STAR	368.162	386.271	393.115	2%
COMAR	233.346	252.758	263.639	4%
GAT	218.435	235.044	263.761	12%
MAGHREBIA	202.499	226.051	249.972	11%
ASTREE	187.233	236.035	240.008	2%
AMI	142.897	189.754	167.681	-12%
MAE	151.860	164.673	184.823	12%
ASSURANCES LLOYD	144.389	159.272	196.725	24%
ASSURANCES BIAT	171.427	206.306	243.643	18%
BH ASSURANCE	147.530	161.650	176.570	9%
CARTE	132.022	146.242	159.654	9%
CTAMA	144.938	164.009	ND	
ATTIJARI ASSURANCE	133.090	112.231	133.936	19%
MAGHREBIA VIE	91.754	103.333	111.593	8%
CARTE VIE	66.072	100.618	90.816	-10%
ZITOUNA TAKAFUL	81.250	95.778	104.622	9%
GAT VIE	36.925	53.898	58.704	9%
ASSURANCES HAYETT	80.589	83.063	94.739	14%
EL AMANA TAKAFUL	43.628	47.159	50.207	6%
ATTAKAFULIA	34.786	38.583	51.209	33%
COTUNACE	13.967	13.806	12.823	-7%
LLOYD VIE	6.406	8.421	10.368	23%
<b>S/TOTAL</b>	<b>2 833.204</b>	<b>3 184.953</b>	<b>3 258.608</b>	<b>2%</b>
<b>TUNIS RE</b>	<b>163.185</b>	<b>195.339</b>	<b>222.533</b>	<b>14%</b>
<b>Total</b>	<b>2 996.390</b>	<b>3 380.292</b>	<b>3 481.141</b>	<b>3%</b>

## Ranking of Tunisian Insurance Companies

### By Equity

M TND

Compagnie	2021	2022	2023	Evolution
STAR	358.587	370.960	388.224	5%
COMAR	231.935	247.204	260.253	5%
ASTREE	136.537	140.794	145.898	4%
CARTE	130.408	136.515	143.213	5%
MAE	105.090	106.759	110.595	4%
GAT	92.629	94.991	105.706	11%
MAGHREBIA	90.409	102.602	115.526	13%
ASSURANCES LLOYD	82.409	73.880	83.081	12%
BH ASSURANCE	67.568	77.795	87.776	13%
MAGHREBIA VIE	60.111	99.321	108.222	9%
ASSURANCES BIAT	52.164	59.474	69.933	18%
CARTE VIE	51.317	56.552	62.957	11%
COTUNACE	49.310	52.791	56.565	7%
ASSURANCES HAYETT	35.259	38.983	41.418	6%
ZITOUNA TAKAFUL	35.599	40.890	52.446	28%
ATTIJARI ASSURANCE	33.164	44.433	57.591	30%
ASSURANCES UIB *	14.616	14.993	22.364	49%
EL AMANA TAKAFUL	16.251	18.563	21.067	13%
GAT VIE	13.832	15.352	17.988	17%
ATTAKAFULIA	10.613	29.570	30.553	3%
LLOYD VIE	4.346	4.117	5.966	45%
CTAMA	-30.096	-33.304	ND	#VALEUR!
AMI	68.691	70.458	76.028	8%
S/TOTAL	1 642.058	1 793.235	2 063.369	15%
TUNIS RE	207.192	216.524	227.885	5%
Total	1 849.250	2 009.758	2 291.253	14%

Total equities without counting the global result of the financial year.

\*according to the balance sheet of the company.

## Ranking of Tunisian Insurance Companies

### By Result

M TND

Compagnie	2021	2022	2023	Evolution
STAR	21.056	31.905	26.968	-15%
COMAR	33.818	30.500	44.167	45%
ASTREE	21.056	17.104	22.678	33%
MAGHREBIA	22.058	23.362	27.849	19%
ASSURANCES BIAT	16.092	19.566	18.635	-5%
GAT	23.636	24.303	25.259	4%
CARTE	9.410	10.008	8.680	-13%
ASSURANCES LLOYD	6.471	9.201	9.224	0%
BH ASSURANCE	13.148	13.307	13.175	-1%
MAGHREBIA VIE	12.586	16.151	17.836	10%
CARTE VIE	9.264	10.495	10.165	-3%
MAE	6.267	4.155	251	-94%
ATTIJARI ASSURANCE	11.270	13.158	11.705	-11%
ASSURANCES HAYETT	7.724	6.435	12.449	93%
COTUNACE	4.208	4.765	3.867	-19%
ZITOUNA TAKAFUL	5.571	6.255	7.083	13%
GAT VIE	2.920	4.172	4.384	5%
EL AMANA TAKAFUL	2.311	2.643	2.559	-3%
AMI	1.795	5.570	8.578	54%
ATTAKAFULIA	1.959	990	1.018	3%
LLOYD VIE	-229	1.849	823	-55%
ASSURANCES UIB *	-2 764	-128	-4.216	3184%
CTAMA *	ND	5.788	ND	
S/TOTAL	229.627	261.554	273.134	4%
TUNIS RE	16 724	19 858	18.578	-6%
Total	246.351	281.412	291.712	4%

\* According to the balance sheet of the company.



## Société Tunisienne de Réassurance «Tunis Re»

Date of Establishment	25 March 1981
Paid Up Capital	100 Million TND
Activity	Reinsurance & Retakaful
Address	Avenue du Japon N°12 Montplaisir BP: 29. 1073 Tunis. Tunisie
Phone	+216 71 904 911- Fax +216 71 904 930
Website	<a href="http://www.tunisre.com.tn">www.tunisre.com.tn</a>
Email	<a href="mailto:tunisre@tunisre.com.tn">tunisre@tunisre.com.tn</a>

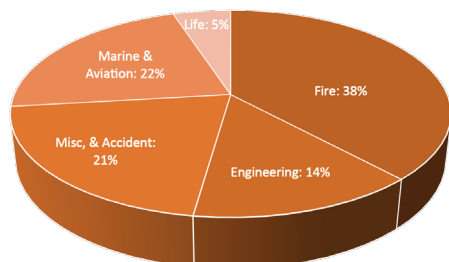
### Management

<b>Lamia Ben Mahmoud</b>	<b>Chief Executive Officer</b>
Mustapha Kotrane	Technical Pole «COO»
Hela Nouira Youssef	Operational Support Pole «CFO»
Nadhim Cherif	Treaty Underwriting Africa, Asia & Retakaful
Mourad El Aroui	Facultative Underwriting
Ridha Hertelli	Retrocession & Technical Accounting

Turnover (M TND)	2021	2022	2023
Non-life	153.947	183.640	211.265
Structure	94%	94%	95%
Life	9.238	11.699	11.268
Structure	6%	6%	5%
<b>Total</b>	<b>163.185</b>	<b>195.339</b>	<b>222.533</b>

Key Figures (M TND)	2021	2022	2023
Gross Premiums	163.185	195.339	222.533
Ceded Premiums	46.416	58.039	59.647
Retained Premiums	116.769	137.300	162.886
Net Claims Charge	57.398	68.163	84.573
Loss Ratio	59.6%	53.7%	54.8%
Combined Ratio	92.50%	91.70%	92.70%
Investment Income	26.260	28.963	32.026
Net profit	16.724	19.858	18.578
<b>Total Assets</b>	<b>912.364</b>	<b>943.618</b>	<b>926.419</b>

### Turnover by Line of Business in 2023



### Ratings

Agency	Rating	Outlook
AM Best Co	B (Fair)	
Fitch Ratings	AA (tun) Vey Strong	Stable

## Société Tunisienne d'Assurances et de Réassurance «STAR»

Date of Establishment	1958
Paid Up Capital	23.077 Million TND
Activity	Insurance & Reinsurance
Address	Square Avenue de Paris 1080 Tunis Cedex BP. 667
Phone	+216 70 255 000 - Fax 71 340 835
Website	<a href="http://www.star.com.tn">www.star.com.tn</a>
Email	<a href="mailto:star@star.com.tn">star@star.com.tn</a>

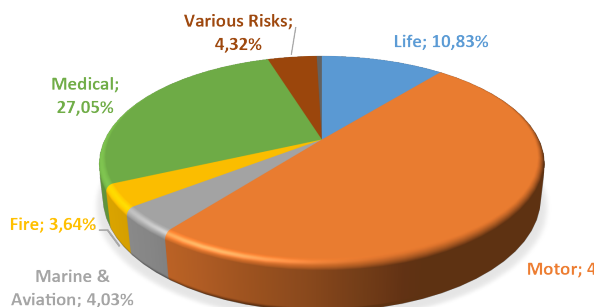
### Management

<b>Lotfi Hbaieb</b>	<b>Chairman of the Board of Directors</b>
<b>Hassene Feki</b>	<b>General Manager</b>

Turnover (M TND)	2021	2022	2023
Non-life	331.913	347.526	350.521
Structure	90%	90%	89%
Life	36.248	38.745	42.594
Structure	10%	10%	11%
<b>Total</b>	<b>368.161</b>	<b>386.271</b>	<b>393.115</b>

Key Figures (M TND)	2021	2022	2023
Gross Premiums	368.162	386.271	393.115
Ceded Premiums	38.951	41.511	40.491
Retained Premiums	329.211	344.760	352.624
Paid Claims	281.222	296.833	286.484
Investment Income	91.145	92.903	98.736
Net profit	21.056	31.905	26.968
<b>Total Assets</b>	<b>1 361.240</b>	<b>1 428.605</b>	<b>1 522.649</b>

### Turnover by Line of Business in 2023





### Compagnie Méditerranéenne d'Assurances et de Réassurances «CO.M.A.R.»

Date of Establishment 1969  
 Paid Up Capital 75 Million TND  
 Activity Insurance & Reinsurance  
 Address COMAR Avenue Habib Bourguiba 1001 Tunis R.P Tunis. Tunisie  
 Phone +216 71 340 899  
 Website [www.comar.com.tn](http://www.comar.com.tn)  
 Email [dg@comar.tn](mailto:dg@comar.tn)

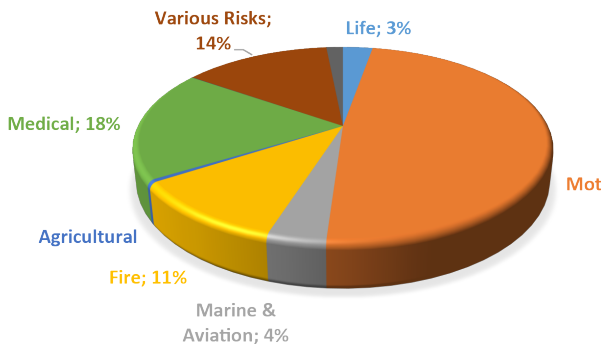
#### Management

Slaheddine Laajimi Chairman of the Board of Directors  
 Lotfi Ben Haj Kacem General Manager

Turnover (M TND)	2021	2022	2023
Non-life	227.357	246.396	256.338
Structure	97%	97%	97%
Life	5.985	6.362	7.300
Structure	3%	3%	3%
<b>Total</b>	<b>233.342</b>	<b>252.758</b>	<b>263.639</b>

Key Figures (M TND)	2021	2022	2023
Gross Premiums	233.342	252.758	263.639
Ceded Premiums	42.156	44.007	47.735
Retained Premiums	191.186	208.751	215.903
Paid Claims	127.098	128.341	144.485
Investment Income	33.267	38.312	58.881
Net profit	33.818	30.500	44.167
<b>Total Assets</b>	<b>907.991</b>	<b>970.831</b>	<b>1 043.627</b>

#### Turnover by Line of Business in 2023



### AMI Assurances

Date of Establishment 2003  
 Paid Up Capital 87.392 Million TND  
 Activity Insurance  
 Address Cité des pins, zone Nord Est les Berges du Lac 2 - 1053 Tunis.  
 Phone +216 70 026 000  
 Website [www.assurancesami.com](http://www.assurancesami.com)  
 Email [courrier@assurancesami.com](mailto:courrier@assurancesami.com)

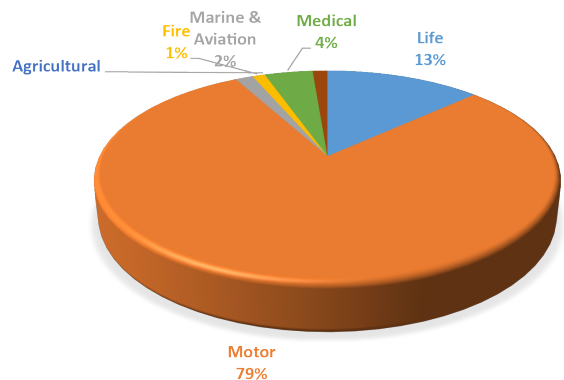
#### Le Management

Ahmed Ben Moulehem Chairman of the Board of Directors  
 Mohamed Skander Naija General Manager

Turnover (M TND)	2021	2022	2023
Non-life	134.688	139.725	145.823
Structure	94%	74%	87%
Life	8.209	50.029	21.858
Structure	6%	26%	13%
<b>Total</b>	<b>142.897</b>	<b>189.754</b>	<b>167.681</b>

Key Figures (M TND)	2021	2022	2023
Gross Premiums	142.897	189.754	167.681
Ceded Premiums	7.475	7.555	10.617
Retained Premiums	135.422	182.199	157.064
Paid Claims	118.219	118.164	105.024
Investment Income	12.389	20.710	25.853
Net profit	1.767	5.570	8.578
<b>Total Assets</b>	<b>527.626</b>	<b>585.437</b>	<b>617.178</b>

#### Turnover by Line of Business in 2023



### GAT Assurances

Date of Establishment 18/07/1975  
 Paid Up Capital 45 Million TND  
 Activity Insurance & Reinsurance  
 Address 92 - 94 Avenue Hédi Chaker, 1002 Tunis.  
 Tunisie  
 Phone +216 31 350 000 / 31 351 000  
 Fax +216 31 350 350  
 Website [www.gat.com.tn](http://www.gat.com.tn)  
 Email [gat@gat.com.tn](mailto:gat@gat.com.tn)

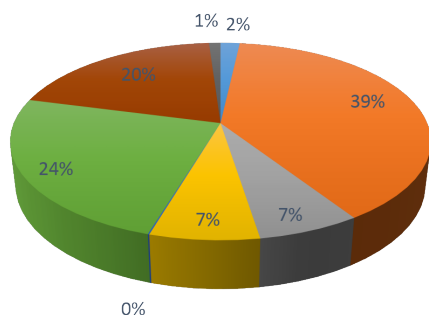
### Management

Mohamed Dkhili Chairman & CEO

Turnover (M TND)	2021	2022	2023
Non-life	215.230	231.531	259.108
Structure	99%		%98
Life	3.205	3.513	4.653
Structure	1%	-	2%
Total	218.435	235.044	263.761

Key Figures (M TND)	2021	2022	2023
Gross Premiums	218.435	235.044	263.761
Ceded Premiums	34.619	38.804	46.260
Retained Premiums	183.816	196.240	217.501
Paid Claims	125.039	141.987	162.027
Investment Income	22.586	26.269	26.854
Net profit	23.636	24.303	25.259
Total Assets	497.848	528.975	540.881

### Turnover by Line of Business in 2023



### ASTREE Assurances

Date of Establishment 1949  
 Paid Up Capital 30 Million TND  
 Activity Insurance  
 Address 45 Avenue kheireddine Pacha 1080 Tunis.  
 Tunisia.  
 Phone +216 71 792 211  
 Fax +216 71 794 723  
 Website [www.astree.com.tn](http://www.astree.com.tn)  
 Email [courrier@astree.com.tn](mailto:courrier@astree.com.tn)

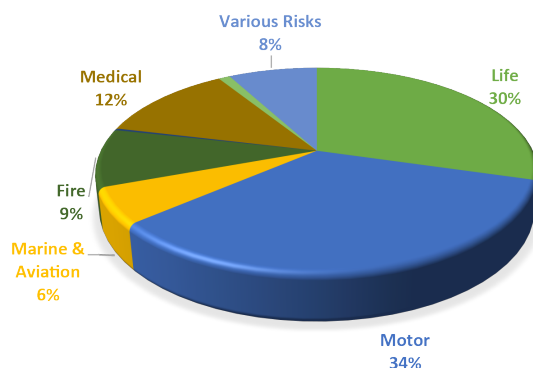
### Le Management

Hichem Rebai Chairman of the Board of Directors  
 Moez Dimassi General Manager

Turnover (M TND)	2021	2022	2023
Non-life	145.536	150.601	169.151
Structure	78%	64%	70%
Life	41.698	85.434	70.857
Structure	22%	36%	30%
Total	187.233	236.035	240.008

Key Figures (M TND)	2021	2022	2023
Gross Premiums	187.233	236.035	240.008
Ceded Premiums	40.959	41.992	43.838
Retained Premiums	146.274	194.043	196.170
Paid Claims	86.368	112.828	121.052
Investment Income	38.418	38.175	29.722
Net profit	21.056	17.104	22.678
Total Assets	686.764	764.430	864.063

### Turnover by Line of Business in 2023



### Assurances Maghrebria

Date of Establishment	1973
Paid Up Capital	45 Million TND
Activity	Insurance
Address	64, rue de Palestine 1002 Tunis. Tunisie
Phone	+216 71 788 800 +216 71 788 334
Website	<a href="http://www.maghrebria.com.tn">www.maghrebria.com.tn</a>
Email	<a href="mailto:habib.benhassine@maghrebria.com.tn">habib.benhassine@maghrebria.com.tn</a>

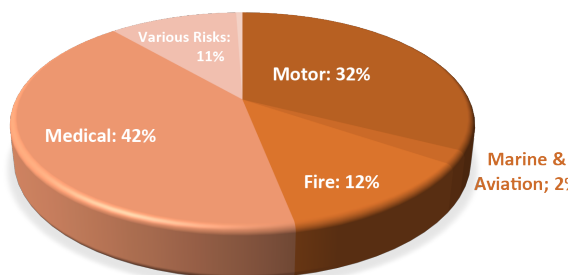
### Management

Mohamed Nabil Essassi	Chairman of the Board of Directors
Sébastien Sanchez	General Manager
Mansour Ben Ammar	Deputy General Manager

Turnover (M TND)	2021	2022	2023
Non-life	202.499	226.051	249.972
Structure	100%	100%	100%
Life	-	-	-
Structure	0%	0%	0%
Total	202.499	226.051	249.972

Key Figures (M TND)	2021	2022	2023
Gross Premiums	202.499	226.051	249.972
Ceded Premiums	67.549	76.640	81.645
Retained Premiums	134.950	149.411	168.327
Paid Claims	129.916	133.385	142.753
Investment Income	19.506	24.204	27.187
Net profit	22.058	23.362	27.849
Total Assets	427.985	448.102	508.382

### Turnover by Line of Business in 2023



### Assurances BIAT

Date of Establishment	2002
Paid Up Capital	22 Million TND
Activity	Insurance
Address	Immeuble Assurances Biat les jardins du lac II, 1053 les berges du lac II - Tunis. Tunisia.
Phone	+216 31 300 100 +216 71 197 810
Fax	+216 71 197 810
Website	<a href="http://www.assurancesbiat.com.tn">www.assurancesbiat.com.tn</a>
Email	<a href="mailto:contact@assurancesbiat.com.tn">contact@assurancesbiat.com.tn</a>

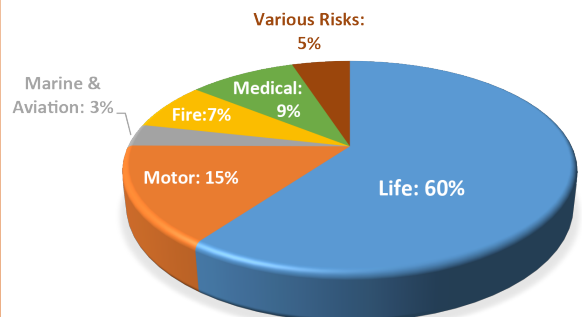
### Le Management

Mehdi Masmoudi	General Manager
----------------	-----------------

Turnover (M TND)	2021	2022	2023
Non-life	76.706	117.419	146.258
Structure	45%	57%	60%
Life	94.722	88.887	97.386
Structure	55%	43%	40%
Total	171.427	206.306	243.643

Key Figures (M TND)	2021	2022	2023
Gross Premiums	171.427	206.306	243.643
Ceded Premiums	22.539	29.115	31.557
Retained Premiums	148.888	177.191	212.087
Paid Claims	77.359	80.674	97.313
Investment Income	33.329	42.333	41.632
Net profit	16.092	19.566	18.635
Total Assets	589.074	679.786	810.126

### Turnover by Line of Business in 2023





### Assurances CARTE

Date of Establishment 1976  
 Paid Up Capital 25 Million TND  
 Activity Insurance  
 Address Immeuble carte entrée B - lot BC4 Centre Urbain Nord 1082 Tunis. Tunisie  
 Phone +216 71 184 000  
 +216 71 184 184  
 Website [www.carte.tn](http://www.carte.tn)  
 Email [contact@carte.com.tn](mailto:contact@carte.com.tn)

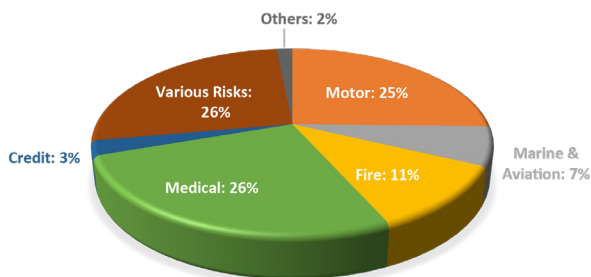
### Management

Hassine Doghri Chairman of the Board of Directors  
 Mehdi Doghri General Manager

Turnover (M TND)	2021	2022	2023
Non-life	132.022	146.242	159.654
Structure	100%	100%	100%
Life	-	-	-
Structure	0%	0%	0%
<b>Total</b>	<b>132.022</b>	<b>146.242</b>	<b>159.654</b>

Key Figures (M TND)	2021	2022	2023
Gross Premiums	132.022	146.242	159.654
Ceded Premiums	49.835	52.943	58.350
Retained Premiums	82.187	93.299	101.304
Paid Claims	94.172	127.426	133.008
Investment Income	17.044	16.567	11.506
Net profit	9.410	10.008	8.680
Total Assets	447.427	437.900	454.563

### Turnover by Line of Business in 2023



### Lloyd Assurances

Date of Establishment 1945  
 Paid Up Capital 45 Million TND  
 Activity Insurance  
 Address Immeuble Lloyd, Avenue Taher El Haddad Les Berges du Lac 1053 Tunis. Tunisia.  
 Phone +216 71 962 307  
 Fax +216 71 962 440  
 Website [www.lloyd.com.tn](http://www.lloyd.com.tn)  
 Email [contact@lloyd.com.tn](mailto:contact@lloyd.com.tn)

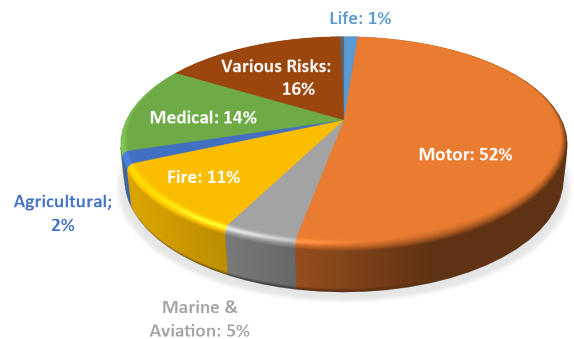
### Le Management

Taieb Bayahi Chairman of the Board of Directors  
 Yazid Sellaouti General Manager

Turnover (M TND)	2021	2022	2023
Non-life	138.745	157.508	194.367
Structure	96%	99%	99%
Life	5.643	1.764	2.357
Structure	4%	1%	1%
<b>Total</b>	<b>144.389</b>	<b>159.272</b>	<b>196.725</b>

Key Figures (M TND)	2021	2022	2023
Gross Premiums	144.389	159.272	196.725
Ceded Premiums	77.607	84.375	96.359
Retained Premiums	66.782	74.897	100.366
Paid Claims	70.628	86.327	99.971
Investment Income	7.532	12.085	16.775
Net profit	6.471	9.201	9.224
Total Assets	479.821	456.795	527.493

### Turnover by Line of Business in 2023



### BH Assurance\*

Date of Establishment 24/06/1997  
 Paid Up Capital 13.300 Million TND  
 Activity Insurance  
 Address Immeuble Assurances Salim  
 5 Centre Urbain Nord 1003 Tunis. Tunisie  
 Phone +216 71 184 200  
 Fax +216 71 184 284  
 Website <https://bh-assurance.com>  
 Email [commercial@bh-assurance.com](mailto:commercial@bh-assurance.com)

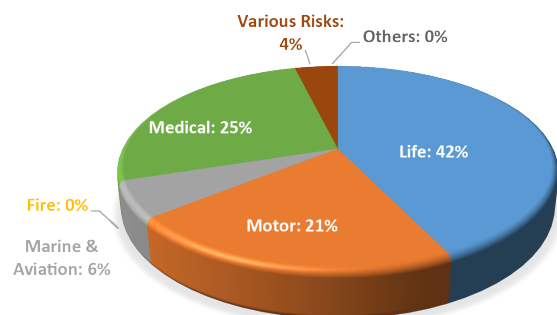
### Management

Ahmed Trabelsi Chairman of the Board of Directors  
 Dalila Bader General Manager

Turnover (M TND)	2021	2022	2023
Non-life	93.277	93.707	103.171
Structure	63%	58%	58%
Life	54.253	67.943	73.399
Structure	37%	42%	42%
Total	147.530	161.650	176.570

Key Figures (M TND)	2021	2022	2023
Gross Premiums	147.530	161.650	176.570
Ceded Premiums	36.811	40.192	41.112
Retained Premiums	110.719	121.458	135.457
Paid Claims	81.250	78.265	82.292
Investment Income	14.903	19.900	21.506
Net profit	13.148	13.307	13.175
Total Assets	382.504	443.488	502.484

### Turnover by Line of Business in 2023



### Mutuelle Assurance de l'Enseignement «MAE»

Date of Establishment 1962  
 Paid Up Capital 17.402 Million TND  
 Activity Insurance  
 Address Complexe el mechtel avenue aouled  
 hafouz BP : 61 - 1075 Tunis. Tunisia.  
 Phone +216 70 020 300  
 Fax +216 71 845 440  
 Website [www.mae.tn](http://www.mae.tn)  
 Email [mae.assurances@mae.tn](mailto:mae.assurances@mae.tn)

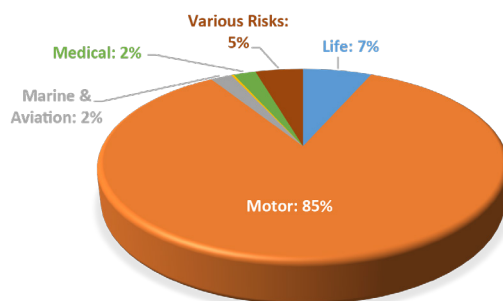
### Management

Amine Hamdi Chairman of the Board of Directors  
 Lassaad Zarrouk General Manager

Turnover (M TND)	2021	2022	2023
Non-life	145.986	153.883	-
Structure	96%	93%	-
Life	5.874	10.790	-
Structure	4%	7%	-
Total	151.860	164.673	-

Key Figures (M TND)	2021	2022	2023
Gross Premiums	151.860	164.673	-
Ceded Premiums	17.286	17.888	-
Retained Premiums	134.574	146.785	-
Paid Claims	76.968	89.010	-
Investment Income	19.547	26.425	27.733
Net profit	6.267	4.155	251
Total Assets			

### Turnover by Line of Business in 2023



\* Ex «Assurances Salim».



## Groupe CTAMA

Date of Establishment	28/04/1961
Paid Up Capital	28.723 Million TND
Activity	Insurance & Reinsurance
Address	100 Avenue de la liberté Tunis. Tunisie
Phone	+216 70 55 68 00 +216 71 78 41 49
Website	<a href="http://www.ctamamga.com">www.ctamamga.com</a>
Email	

## Management

Lamjed Boukhris General Manager



## La Compagnie Tunisienne Pour l'Assurance du Commerce Extérieur «COTUNACE»

Date of Establishment	1984
Paid Up Capital	26.500 Million TND
Activity	
Address	14 Rue borjine 1073 Montplaisir Tunis.
Phone	+216 71 908 600
Fax	+216 71 909 439
Website	<a href="http://www.cotunace.com.tn">www.cotunace.com.tn</a>
Email	<a href="mailto:dg@cotunace.com.tn">dg@cotunace.com.tn</a>

## Management

Nebgha Driss Chairman and CEO

Turnover (M TND)	2021	2022	2023
Non-life	129.753	148.344	-
Structure	90%	90%	-
Life	15.185	15.665	-
Structure	10%	10%	-
Total	144.938	164.009	-

Turnover (M TND)	2021	2022	2023
Non-life	13.967	13.806	12.823
Structure	100%	100%	100%
Life			-
Structure	0%	0%	0%
Total	13.967	13.806	12.823

Key Figures (M TND)	2021	2022	2023
Gross Premiums	144.938	164.009	-
Ceded Premiums	10.143	11.885	-
Retained Premiums	134.795	152.124	-
Paid Claims	71.939	81.478	-
Investment Income	8.684	N D	-
Net profit	N D	5.788	-
Total Assets	N D	ND	-

Key Figures (M TND)	2021	2022	2023
Gross Premiums	13.967	13.806	12.823
Ceded Premiums	8.640	8.779	7.763
Retained Premiums	5.327	5.027	5.060
Paid Claims	8.919	3.144	5.642
Investment Income	5.371	6.836	6.946
Net profit	4.208	4.765	3.867
Total Assets	226.642	247.172	254.285

### Maghreb Vie

Date of Establishment	2009
Paid Up Capital	25 Million TND
Activity	Life Insurance
Address	24 Rue Arabie Saoudite 1002 Tunis. Tunisie
Phone	+216 71 843 993
Website	<a href="http://www.maghrebiavie.com.tn">www.maghrebiavie.com.tn</a>
Email	<a href="mailto:habib.benhassine@maghreb.com.tn">habib.benhassine@maghreb.com.tn</a>

### Management

Sébastien Sanchez	General Manager
Ilhem Ferchichi	Deputy General Manager

Turnover (M TND)	2021	2022	2023
Non-life	-	-	-
Structure			
Life	91.754	103.333	111.593
Structure	100%	100%	100%
Total	91.754	103.333	111.593

Key Figures (M TND)	2021	2022	2023
Gross Premiums	91.754	103.333	111.593
Ceded Premiums	8.996	9.677	11.361
Retained Premiums	82.758	93.656	100.231
Paid Claims	32.918	46.173	45.643
Investment Income	31.281	35.482	41.328
Net profit	12.586	16.151	17.836
Total Assets	505.928	611.583	687.187

### Assurances Hayett

Date of Establishment	1987
Paid Up Capital	15 Million TND
Activity	Life Insurance
Address	Immeuble Comar Avenue Habib Bourguiba 1001 Tunis. Tunisia.
Phone	+216 71 333 400
Fax	+216 71 254 099
Website	<a href="http://www.hayett.com.tn">www.hayett.com.tn</a>
Email	<a href="mailto:dg@hayett.tn">dg@hayett.tn</a>

### Management

Slaheddine Laajimi	Chairman of the Board
Loffi Haj Kacem	General Manager

Turnover (M TND)	2021	2022	2023
Non-life	-	-	-
Structure			
Life	80.589	83.063	94.739
Structure	100%	100%	100%
Total	80.589	83.063	94.739

Key Figures (M TND)	2021	2022	2023
Gross Premiums	80.589	83.063	94.739
Ceded Premiums	1.152	1.073	1.240
Retained Premiums	79.437	81.990	93.499
Paid Claims	56.175	55.118	43.444
Investment Income	25.158	28.586	34.478
Net Profit / Loss	7.724	6.435	12.449
Total Assets	381.311	409.937	466.543



### Carte Vie

Date of Establishment	2010
Paid Up Capital	15 Million TND
Activity	Life Insurance
Address	Immeuble carte entrée B - lot BC4 Centre Urbain Nord 1082 Tunis. Tunisie
Phone	+216 71 184 160
Fax	+216 71 184 170
Website	<a href="http://www.carte.tn">www.carte.tn</a>
Email	<a href="mailto:contact@carte.com.tn">contact@carte.com.tn</a>

### Management

Hassine Doghri	Chairman of the Board of Directors
Anouar Ben El Hadj Abdellatif	General Manager

Turnover (M TND)	2021	2022	2023
Non-life	-	-	-
Structure	0%	0%	0%
Life	66.072	100.618	90.816
Structure	100%	100%	100%
<b>Total</b>	<b>66.072</b>	<b>100.618</b>	<b>90.816</b>

Key Figures (M TND)	2021	2022	2023
Gross Premiums	66.072	100.618	90.816
Ceded Premiums	994	728	692
Retained Premiums	65.078	99.890	90.124
Paid Claims	42.359	28.477	31.754
Investment Income	17.579	18.656	21.872
Net profit	9.264	10.495	10.165
<b>Total Assets</b>	<b>293.932</b>	<b>360.077</b>	<b>404.619</b>



### GAT Vie

Date of Establishment	18/07/1975
Paid Up Capital	7 Million TND
Activity	Life Insurance
Address	92 - 94 Avenue Hédi Chaker, 1002 Tunis. Tunisia.
Phone	+216 31 35 00 00 / 31 35 10 00
Fax	+216 31 35 03 50
Website	<a href="http://www.gat.com.tn">www.gat.com.tn</a>
Email	<a href="mailto:gat@gat.com.tn">gat@gat.com.tn</a>

### Management

Mohamed Dkhili	Chairman of the Board
Skander Lahrizi	Deputy General Manager

Turnover (M TND)	2021	2022	2023
Non-life	-	-	-
Structure	0%	0%	0%
Life	36.925	53.898	58.704
Structure	100%	100%	100%
<b>Total</b>	<b>36.925</b>	<b>53.898</b>	<b>58.704</b>

Key Figures (M TND)	2021	2022	2023
Gross Premiums	36.925	53.898	58.704
Ceded Premiums	671	768	719
Retained Premiums	36.254	53.130	57.984
Paid Claims	69.709	25.066	19.975
Investment Income	14.345	16.310	20.653
Net profit	2.920	4.172	4.384
<b>Total Assets</b>	<b>203.190</b>	<b>241.488</b>	<b>293.162</b>



### Lloyd Vie

Date of Establishment	2020
Paid Up Capital	6000 Million TND
Activity	Life Insurance
Address	Immeuble Lloyd, avenue Taher El Haddad Les Berges du Lac 1053 Tunis. Tunisia.
Phone	+216 71 962 307
Fax	+216 71 962 440
Website	<a href="http://www.lloyd.com.tn">www.lloyd.com.tn</a>
Email	

### Management

Yazid Sellaouti	General Manager
Hichem Rezgui	Deputy General Manager

Turnover (M TND)	2021	2022	2023
Non-life	-	-	-
Structure	0%		0%
Life	6.406	8.421	10.368
Structure	100%		100%
<b>Total</b>	<b>6.406</b>	<b>8.421</b>	<b>10.368</b>

Key Figures (M TND)	2021	2022	2023
Gross Premiums	6.406	8.421	10.368
Ceded Premiums	5.033	5.619	5.364
Retained Premiums	1.373	2.802	5.004
Paid Claims	1.108	6.003	4.176
Investment Income	0.451	5.935	6.831
Net profit	-229	1.849	823
<b>Total Assets</b>	<b>26.474</b>	<b>120.751</b>	<b>123.333</b>

### Attijari Assurances

Date of Establishment	2012
Paid Up Capital	10 Million TND
Activity	Life Insurance
Address	Angle rue winnipeg et Anneey. Les Berges du lac Tunis. Tunisia.
Phone	+216 70 643 400
Website	<a href="http://www.wafaassurance.ma/fr/attijari-assurance-tunisie">www.wafaassurance.ma/fr/attijari-assurance-tunisie</a>
Email	<a href="mailto:Contact@attijariassurance.tn">Contact@attijariassurance.tn</a>

### Le Management

Mohammed Amal Kaghat	General Manager
----------------------	-----------------

Turnover (M TND)	2021	2022	2023
Non-life	-	-	-
Structure	0%	0%	0%
Life	133.090	112.231	133.936
Structure	100%	100%	100%
<b>Total</b>	<b>133.090</b>	<b>112.231</b>	<b>133.936</b>

Key Figures (M TND)	2021	2022	2023
Gross Premiums	133.090	112.231	133.936
Ceded Premiums	0.380	397	646
Retained Premiums	132.710	111.834	133.291
Paid Claims	30.223	31.744	51.211
Investment Income	39.123	49.240	57.396
Net profit	11.270	13.158	11.705
<b>Total Assets</b>	<b>601.686</b>	<b>714.394</b>	<b>723.728</b>



## El Amana Takaful

Date of Establishment	2013
Paid Up Capital	14.102 Million TND
Activity	Takaful Insurance
Address	13 Rue borjine, Montplaisir, 1073 Tunis. Tunisie
Phone	+216 70 015 151
Fax	+216 71 901 251
Website	<a href="http://www.elamanatakaful.com">www.elamanatakaful.com</a>
Email	<a href="mailto:contact@elamanatakaful.com">contact@elamanatakaful.com</a>

## Management

**Abdellef Chaabane**      **General Manager**

## TAKAFUL COMPANIES

Turnover (M TND)	2021	2022	2023
Non-life	34.445	38.420	40.947
Structure	79%	81%	82%
Life	9.183	8.739	9.260
Structure	21%	19%	18%
<b>Total</b>	<b>43.628</b>	<b>47.159</b>	<b>50.207</b>

Key Figures (M TND)	2021	2022	2023
Gross Premiums	43.628	47.159	50.207
Ceded Premiums	5.773	7.766	7.237
Retained Premiums	37.855	39.393	42.971
Paid Claims	19.280	21.816	25.469
Investment Income	3.654	3.285	5.188
Net profit	2.311	2.643	2.559
<b>Total Assets</b>	<b>116.422</b>	<b>138.788</b>	<b>153.103</b>

## Zitouna Takaful

Date of Establishment	2011
Paid Up Capital	25 Million TND
Activity	Takaful Insurance
Address	Immeuble Zitouna Takaful, Avenue de la Bourse, Les Jardins du Lac -1053- Tunis.
Phone	+216 71 19 80 80 - 29 29 80 80
Website	<a href="http://www.zitounatakaful.com.tn">www.zitounatakaful.com.tn</a>
Email	<a href="mailto:contact@zitounatakaful.com">contact@zitounatakaful.com</a>

## Management

Makrem Ben Sassi	General Manager
------------------	-----------------

## Assurances Attakafulia

Date of Establishment	2013
Paid Up Capital	27 Million TND
Activity	Takaful Insurance & Reinsurance
Address	15 Rue de Jérusalem 1002 Tunis Belvédère. Tunisia.
Phone	+216 31 331 800
Fax	+216 71 843 384
Website	<a href="http://www.attakafulia.tn">www.attakafulia.tn</a>
Email	<a href="mailto:info-web@attakafulia.tn">info-web@attakafulia.tn</a>

## Management

M. Mohamed Saidane	Chairman of the Board
Tarek Thamri	General Manager

Turnover (M TND)	2021	2022	2023
Non-life	59.318	66.662	73.942
Structure	73%	70%	71%
Life	21.932	29.116	30.681
Structure	27%	30%	29%
Total	81.250	95.778	104.622

Turnover (M TND)	2021	2022	2023
Non-life	29.775	32.480	38.267
Structure	86%	84%	75%
Life	5.012	6.103	12.943
Structure	14%	16%	25%
Total	34.786	38.583	51.209

Key Figures (M TND)	2021	2022	2023
Gross Premiums	81.250	95.778	104.622
Ceded Premiums	8.563	10.302	10.789
Retained Premiums	72.687	85.476	93.833
Paid Claims	23.010	27.371	30.240
Investment Income	7.484	9.005	12.386
Net profit	5.571	6.255	7.083
Total Assets	226.663	274.472	345.518

Key Figures (M TND)	2021	2022	2023
Gross Premiums	34.786	38.583	51.209
Ceded Premiums	3.428	4.861	5.488
Retained Premiums	31.358	33.722	45.721
Paid Claims	12.610	14.462	17.878
Investment Income	2.738	2.016	6.669
Net profit	1.959	990	1.018
Total Assets	83.694	111.193	135.551

## ■ ALGERIA

---





## Algérie

Superficie	: 2 381 741 km <sup>2</sup>
Capitale	: Alger
Villes principales	: Oran, Kostantine, Annaba.
Langue officielle	: Arabe & Amazigh
Monnaie	: Dinar algérien (DZD)
Fête nationale	: 1 <sup>er</sup> Novembre
Population	: 43 820 839 habitants
Réligion	: L'Islam

### Le Marché de l'Assurance

Autorité de contrôle	: Le Conseil National des Assurances
Nombre de compagnies	: 24
Nombre de courtiers	: 41
Cession Obligatoire	50%
Capital min. requis	1 milliard de dinars, pour les sociétés vie, 2 milliards de dinars pour les sociétés non vie. 5 milliards de dinars pour les sociétés de réassurance.
Assurances obligatoires	Responsabilité Civile.

## Algeria

Area	: 2 381 741 km <sup>2</sup>
Capital	: Alger
Largest cities	: Oran, Kostantine, Annaba.
Official Language	: Arab & Amazigh
Currency	: Dinar algérien (DZD)
National holiday	: 1 <sup>st</sup> November
Population	: 43 820 839
Religion	: Islam

### Insurance Market

Supervisory Authority	: Le Conseil National des Assurances
Number of licensed companies	: 24
(Re)Insurance Brokers	: 41
Mandatory cessions	50%
Minimum capital in local currency	1 billion DZD, Life Company 2 billion DZD, Non-life Company. 5 billion DZD, Reinsurance Company.
Compulsory Insurance	Liability



## Ranking of Algerian Insurance Companies

### By Annual Turnover

(Million DZD)

Company	2020	2021	2022	Evolution
SAA	27,041	28 800	29 909	4%
CAAT	24,751	25 404	26 716	5%
CASH Assurances	14,091	16 097	18 796	17%
CAAR	14,866	16 257	16 958	4%
CNMA	13,055	12 643	13 065	3%
CIAR	8,729	8 652	8 876	3%
Trust Algérie	4,758	6 060	6 620	9%
Alliance Assurances	4,728	4 823	5 449	13%
Salama Assurances	4,558	4 322	4 284	-1%
GIG(2A)	3,822	3 842	3 921	2%
Cardif El Djazair	2,947	3 217	3 581	11%
GAM	3,29	3 163	3 057	-3%
AGLIC	1,692	1 968	2 897	47%
AXA Assurances Algérie Vie	1,908	1 690	2 257	34%
Caarama Assurances	1,557	1 739	2 203	27%
SAPS	1,5	1 666	2 124	27%
AXA Assurances Algérie Dommage	1,86	1 633	1 951	19%
TALA	1,17	1 386	1 538	11%
Macir Vie	0,846	1 026	1 299	27%
Le Mutualiste	-	386	-	-
<b>TOTAL</b>	<b>137,169</b>	<b>144 774</b>	<b>155 501</b>	<b>7%</b>





## Compagnie Centrale de Réassurance «CCR»

Date of Establishment	1973
Paid Up Capital	30 000 000 000 DZD
Activity	Reinsurance
Address	133, Cité Administrative, Plateau Ouled Fayet, Alger.
Phone	+213 (0) 23 31 40 75
Fax	+213 (0) 23 31 40 68
Website	<a href="http://www.ccrdz.com">www.ccrdz.com</a>
Email	<a href="mailto:contact@ccr.dz">contact@ccr.dz</a>

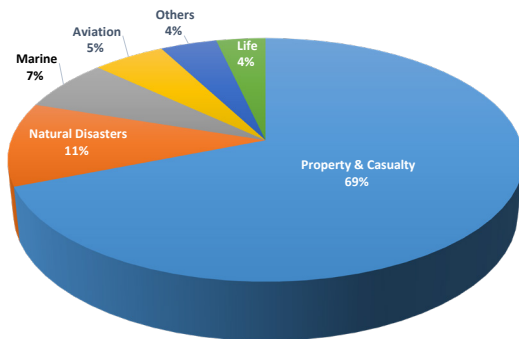
### Management

Mr. Abdallah Benseidi Chairman & CEO

Turnover (Million DZD)	2020	2021	2022
Non-life	32 035	38 064	39 154
Structure	95%	96%	96%
Life	1 589	1 571	1 465
Structure	5%	4%	4%
Total	33 624	39 635	40 619

Key Figures (Million DZD)	2020	2021	2022
Gross Premiums	33 624	39 635	40 619
Ceded Premiums	13 844	17 394	17 031
Retained Premiums	19 780	22 241	23 588
Net Claims Charge	9 470	5 768	9 238
Loss Ratio	52%	51%	54%
Combined Ratio	78%	75%	77%
Investment Income	3 184	3 587	4 064
Net profit	4 154	5 006	5 237
Total Assets	113 275	125 552	128 777

### Turnover by Line of Business in 2022



### Ratings

Agency	Rating	Outlook
AM Best	B+	Good



## Société National d'Assurance «SAA»

Date of Establishment	1963
Paid Up Capital	35 000 000 000 DZD
Activity	Insurance & Reinsurance non life
Address	Quartier des Affaires Bab Ezzouar Alger.
Phone	+213 21 225 000/050/151
Website	<a href="http://www.saa.dz">www.saa.dz</a>
Email	<a href="mailto:ecoute_client@saa.dz">ecoute_client@saa.dz</a>

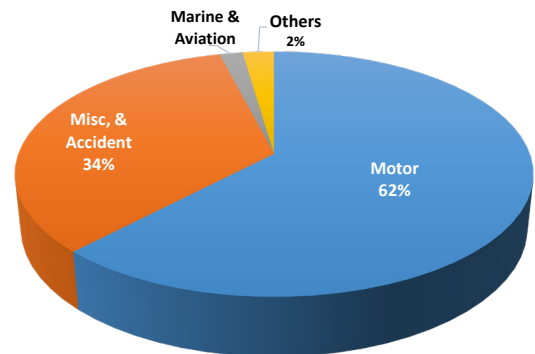
### Management

Benmicia Youcef Chairman & CEO

Turnover (Million DZD)	2020	2021	2022
Non-life	27 041	28 800	29 909
Structure	100%	100%	100%
Life			
Structure			
Total	27 041	28 800	29 909

Key Figures (Million DZD)	2020	2021	2022
Gross Premiums	27 041	28 800	29 909
Ceded Premiums	5 070	6 188	6 849
Retained Premiums	21 971	22 612	23 060
Paid Losses	12 937	13 623	14 521
Loss Ratio	54%		
Combined Ratio			
Investment Income	2 217	2 048	2 491
Net profit	2 636	2 883	3 148
Total Assets	88 926		

### Turnover by Line of Business in 2021



## Amana Assurances

Date of Establishment	2011
Paid Up Capital	12 000 000 USD
Activity	Assurance prévoyance et vie
Address	40 chemin El Mouiz Ibn Badis , El biar. Alger.
Phone	+213 023 05 44 75
Website	<a href="http://www.amana.dz">www.amana.dz</a>
Email	<a href="mailto:contact@amana.dz">contact@amana.dz</a>

## Management

Abdi Mohand-Outabet General Manager

Turnover (Million DZD)	2020	2021	2022
Non-life			
Structure			
Life	1 500	1 666	2 124
Structure	100%	100%	100%
Total	1 500	1 666	2 124

Key Figures (Million DZD)	2020	2021	2022
Gross Premiums	1 500	1 666	2 124
Ceded Premiums	93	107	225
Retained Premiums	1 407	1 559	1 899
Paid Losses	959	1 343	1 285
Loss Ratio			
Combined Ratio			
Investment Income	148	263	185
Net profit	20	16	145
Total Assets			

## Caisse Nationale de Mutualité Agricole «CNMA»

Date of Establishment	1972
Paid Up Capital	10 000 000 000 DZD
Activity	AGRICOLE INSURANCE
Address	24 Boulevard Victor Hugo, 16100 Alger Centre.
Phone	+213 21 74 33 28 / +213 21 74 35 31
Website	<a href="http://www.cnma.dz">www.cnma.dz</a>
Email	<a href="mailto:cnma@cnma.dz">cnma@cnma.dz</a>

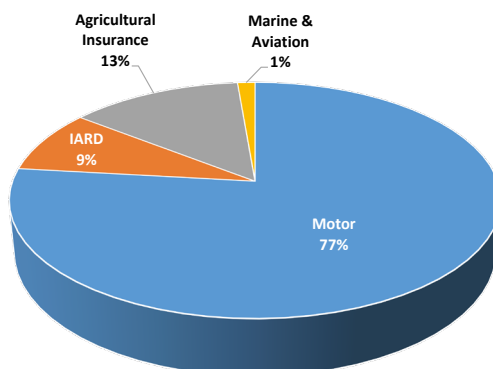
## Management

Mr. Benhabiles Cherif General Manager

Turnover (Million DZD)	2020	2021	2022
Non-life	13 055	12 643	13 065
Structure	100%	100%	100%
Life			
Structure			
Total	13 055	12 643	13 065

Key Figures (Million DZD)	2020	2021	2022
Gross Premiums	13 055	12 643	13 065
Ceded Premiums	755	914	1 195
Retained Premiums	12 300	11 729	11 870
Paid Losses	5 978	7 098	6 444
Loss Ratio	51%		
Combined Ratio			
Investment Income	828	840	896
Net profit	1 807	1 201	1 240
Total Assets	32 908		

## Turnover by Line of Business in 2020



## Compagnie Algérienne d'Assurance et de Réassurance «CAAR»

Date of Establishment	1963
Paid Up Capital	20 000 000 000 DZD
Activity	Insurance & Reinsurance non life
Address	48, Rue Didouche Mourad. Alger.
Phone	+213 21 63 20 72
Website	<a href="http://www.caar.dz">www.caar.dz</a>
Email	<a href="mailto:contact@caar.dz">contact@caar.dz</a>

### Management

M. Hacène OUBERRANE CEO

## Compagnie Algérienne des Assurances «CAAT»

Date of Establishment	1985
Paid Up Capital	25 000 000 000 DZD
Activity	Insurance & Reinsurance non life
Address	52, avenue des Frères Bouadou, Bir Mourad Rais. Alger.
Phone	+213 23 56 93 24/25/26/33
Fax	+213 23 56 93 78 / 213 23 56 93 84
Website	<a href="http://www.caat.dz">www.caat.dz</a>
Email	<a href="mailto:info@caat.dz">info@caat.dz</a>

### Management

Mr. Nacer Saïb Chairman & CEO

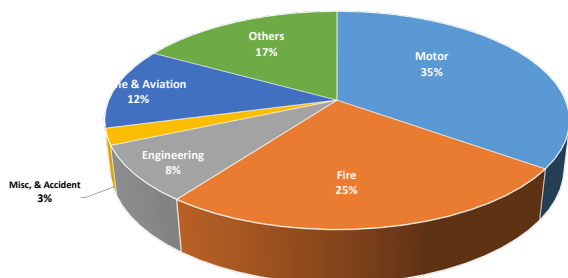
Turnover (Million DZD)	2020	2021	2022
Non-life	14 866	16 257	16 958
Structure	100%	100%	100%
Life			
Structure			
Total	14 866	16 257	16 958

Key Figures (Million DZD)	2020	2021	2022
Gross Premiums	14 866	16 257	16 958
Ceded Premiums	6 349	5 742	5 881
Retained Premiums	8 517	10 515	11 077
Paid Losses	7 959	7 852	7 064
Loss Ratio			
Combined Ratio			
Investment Income	682	867	992
Net profit	1 144	1 155	-616
Total Assets	49 284	52 079	

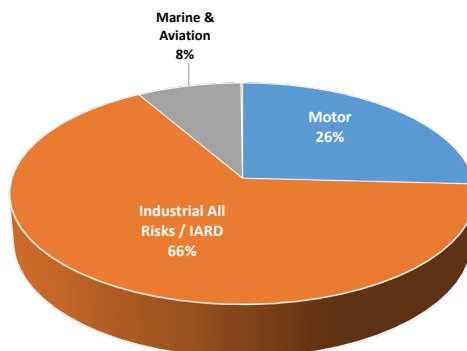
Turnover (Million DZD)	2020	2021	2022
Non-life	24 751	25 404	26 716
Structure	100%	100%	100%
Life			
Structure			
Total	24 751	25 404	26 716

Key Figures (Million DZD)	2020	2021	2022
Gross Premiums	24 751	25 404	26 716
Ceded Premiums	12 806	14 547	16 431
Retained Premiums	11 945	10 857	10 285
Paid Losses	11 055	13 873	13 076
Loss Ratio			
Combined Ratio			
Investment Income	2 074	2 134	2 255
Net profit	2 798	2 926	1 881
Total Assets	78 497	80 794	

### Turnover by Line of Business in 2021



### Turnover by Line of Business in 2022



**Compagnie d'Assurance des Hydrocarbures  
«CASH Assurances»**

Date of Establishment 1999  
 Paid Up Capital 15 000 000 000 DZD  
 Activity Insurance & Reinsurance non life  
 Address 135 Boulevard des martyrs. Alger.  
 Phone +213 23 96 70 06/07/08/09/12/13  
 Fax +213 23 96 70 24  
 Website [www.cash-assurances.dz](http://www.cash-assurances.dz)  
 Email [info@cash-assurances.dz](mailto:info@cash-assurances.dz)

**Management**

Mrs Widad Belhouichet Chairman & CEO

Turnover (Million DZD)	2020	2021	2022
Non-life	14 091	16 097	18 796
Structure	100%	100%	100%
Life			
Structure			
Total	14 091	16 097	18 796

Key Figures (Million DZD)	2020	2021	2022
Gross Premiums	14 091	16 097	18 796
Ceded Premiums	12 306	14 353	16 675
Retained Premiums	1 625	1 625	1 625
Paid Losses	5 339	7 033	5 265
Loss Ratio	51%	37%	
Combined Ratio	64%	51%	54%
Investment Income	805	959	1 172
Net profit	671	1 038	1 185
Total Assets	58 311	60 578	

**Compagnie Internationale d'Assurance et de Réassurance  
«CIAR»**

Date of Establishment 1997  
 Paid Up Capital 4 167 000 000 DZD  
 Activity  
 Address 11 Chemin des Cretes, le Paradou, Hydra, Alger.  
 Fax +213 023.47.84.27  
 Phone +213 023.47.85.22 / 023.47.84.45  
 Website [www.laciar.com](http://www.laciar.com)  
 Email [courrier@laciar.com](mailto:courrier@laciar.com)

**Management**

Mr. SOUFI Bachir Chairman & CEO

Turnover (Million DZD)	2020	2021	2022
Non-life	8 729	8 652	8 876
Structure	100%	100%	100%
Life			
Structure			
Total	8 729	8 652	8 876

Key Figures (Million DZD)	2020	2021	2022
Gross Premiums	8 729	8 652	8 876
Ceded Premiums	1 577	1 291	1 200
Retained Premiums	7 152	7 361	7 676
Paid Losses	4 859	4 922	4 388
Loss Ratio			
Combined Ratio			
Investment Income	187	911	1 177
Net profit	1 136	1 333	159
Total Assets			



## GENERAL ASSURANCE MEDITERRANEENNE «GAM»

Date of Establishment 2001  
 Paid Up Capital 2 090 000 000 DZD  
 Activity Insurance & Reinsurance non life  
 Address Centre des affaires Al Qods, 7<sup>ème</sup> Etage,  
 Cheraga 16014, Alger.  
 Phone +213 982 40 40 44  
 Website <https://gam.dz>  
 Email [service.client@gam.dz](mailto:service.client@gam.dz)

### Management

Mrs Otmane Manel General Manager

Turnover (Million DZD)	2020	2021	2022
Non-life	3 290	3 163	3 057
Structure	100%	100%	100%
Life			
Structure			
<b>Total</b>	<b>3 290</b>	<b>3 163</b>	<b>3 057</b>

Key Figures (Million DZD)	2020	2021	2022
Gross Premiums	3 290	3 163	3 057
Ceded Premiums	329	307	445
Retained Premiums	2 961	2 856	2 612
Paid Losses	1 617	1 685	2 026
Loss Ratio			
Combined Ratio			
Investment Income	168	149	129
Net profit	163	273	302
Total Assets			



## GIG Algeria ( Ex 2A )

Date of Establishment 1998  
 Paid Up Capital 2 000 000 000 DZD  
 Activity Insurance & Reinsurance non life  
 Address 1, Rue Tripoli Hussein-dey, Alger.  
 Phone +213 (0) 23 77 21 12  
 /20/21/23/25/55  
 Fax +213 (0) 23 77 21 73  
 Website <https://gig.dz>  
 Email [contact@gig.dz](mailto:contact@gig.dz)

### Management

Mr. Mourad Kaoula Chairman & CEO

Turnover (Million DZD)	2020	2021	2022
Non-life	3 822	3 842	3 921
Structure	100%	100%	100%
Life			
Structure			
<b>Total</b>	<b>3 822</b>	<b>3 842</b>	<b>3 921</b>

Key Figures (Million DZD)	2020	2021	2022
Gross Premiums	3 822	3 842	3 921
Ceded Premiums	1 073	1 014	1 236
Retained Premiums	2 749	2 828	2 685
Paid Losses	1 306	1 689	1 758
Loss Ratio			
Combined Ratio			
Investment Income	148	191	224
Net profit	98	237	167
Total Assets			

## Salama Assurances Algérie

Date of Establishment	2000
Paid Up Capital	2 000 000 000 DZD
Activity	Insurance & Reinsurance non life
Address	Rue Said Hamdine, Lot El Amel N°05 Bir Mourad Rais, Alger.
Phone	+213 23 46 81 01
Fax	+213 23 46 81 01
Website	<a href="http://www.salama-assurances.dz">www.salama-assurances.dz</a>
Email	SALAMA-ALGERIE@salama-assurances.dz

### Management

Mr. Mohamed BENARBIA CEO

## TRUST Algérie

Date of Establishment	1997
Paid Up Capital	32 00 000 000 DZD
Activity	Insurance & Reinsurance non life
Address	70, Chemin Larbi ALLIK, Hydra – Alger. B.P 187, poste Malki, Ben Aknoun, Alger.
Phone	+213 023 48 92 35 /36 023 48 92 21 /22
Website	
Email	

### Management

Mr. Abdelhakim Hadjou General Manager

Turnover (Million DZD)	2020	2021	2022
Non-life	4 558	4 322	4 284
Structure	100%	100%	100%
Life			
Structure			
Total	4 558	4 322	4 284

Turnover (Million DZD)	2020	2021	2022
Non-life	4 758	6 060	6 620
Structure	100%	100%	100%
Life			
Structure			
Total	4 758	6 060	6 620

Key Figures (Million DZD)	2020	2021	2022
Gross Premiums	4 558	4 322	4 284
Ceded Premiums	1 120	967	918
Retained Premiums	3 438	3 355	3 366
Paid Losses	2 296	2 215	2 565
Loss Ratio			
Combined Ratio			
Investment Income	319	375	356
Net profit	413	462	430
Total Assets			

Key Figures (Million DZD)	2020	2021	2022
Gross Premiums	4 758	6 060	6 620
Ceded Premiums	930	1 191	1 441
Retained Premiums	3 828	4 869	5 179
Paid Losses	1 362	1 797	2 155
Loss Ratio			
Combined Ratio			
Investment Income	214	197	294
Net profit	1 200	2 204	1 406
Total Assets			



## AXA Algérie Dommage

Date of Establishment	2011
Paid Up Capital	3 150 000 000 DZD
Activity	Non Life Insurance
Address	8-11 Boulevard du 11 Décembre 1960. El Biar, Alger.
Phone	+213 21 98 23 00
Website	<a href="http://www.axa.dz">www.axa.dz</a>
Email	

## Management

Mr. Said Haddouche CEO



## AXA Algérie Vie

Date of Establishment	2011
Paid Up Capital	2 250 000 000 DZD
Activity	Life Insurance
Address	8-11 Boulevard du 11 Décembre 1960. El Biar, Alger.
Phone	+213 21 98 23 00
Website	<a href="http://www.axa.dz">www.axa.dz</a>
Email	

## Management

Mr. Hassan El-Shabrawishi CEO

Turnover (Million DZD)	2020	2021	2022
Non-life	1 860	1 633	1 951
Structure	100%	100%	100%
Life			
Structure			
Total	1 860	1 633	1 951

Turnover (Million DZD)	2020	2021	2022
Non-life			
Structure			
Life	1 908	1 690	2 257
Structure	100%	100%	100%
Total	1 908	1 690	2 257

Key Figures (Million DZD)	2020	2021	2022
Gross Premiums	1 860	1 633	1 951
Ceded Premiums	585	501	490
Retained Premiums	1 275	1 132	1 461
Paid Losses	699	780	693
Loss Ratio			
Combined Ratio			
Investment Income	196	165	130
Net profit	-198	-134	4
Total Assets			

Key Figures (Million DZD)	2020	2021	2022
Gross Premiums	1 908	1 690	2 257
Ceded Premiums	529	553	567
Retained Premiums	1 379	1 137	1 690
Paid Losses	912	1 747	1 548
Loss Ratio			
Combined Ratio			
Investment Income	104	84	92
Net profit	-209	-193	-88
Total Assets			

## MACIR Vie

Date of Establishment	2011
Paid Up Capital	1 395 000 000 DZD
Activity	Life Insurance
Address	43, Rue AMANI Belkacem, Paradou, Hydra, Alger.
Phone	+213 (0) 23 47 80 88/ +213(0)770 11 20 72/73
Fax	+213 (0) 23 47 80 90
Website	<a href="http://www.macirvie.com">www.macirvie.com</a>
Email	<a href="mailto:courrier@macirvie.com">courrier@macirvie.com</a>

## Management

Mr Hakim Soufi CEO

Turnover (Million DZD)	2020	2021	2022
Non-life			
Structure			
Life	846	1 026	1 299
Structure	100%	100%	100%
Total	846	1 026	1 299

Key Figures (Million DZD)	2020	2021	2022
Gross Premiums	846	1 026	1 299
Ceded Premiums	157	155	245
Retained Premiums	689	871	1 054
Paid Losses	235	362	302
Loss Ratio			
Combined Ratio			
Investment Income	39	25	23
Net profit	-3	9	150
Total Assets			

## CARDIF El Djazair

Date of Establishment	2006
Paid Up Capital	1 500 000 000 DZD
Activity	Life Insurance
Address	Quartier d'Affaires d'Alger, Lot 1 N° 1.03, Bab Ezzouar, 16024 Alger.
Phone	+213 (0) 21 99 58 22
Fax	+213 (0) 21 99 58 00
Website	<a href="http://www.cardifeldjazair.dz">www.cardifeldjazair.dz</a>
Email	

## Management

Darbes Jean Christophe Jaques General Manager  
André

Turnover (Million DZD)	2020	2021	2022
Non-life			
Structure			
Life	2 947	3 216	3 581
Structure	100%	100%	100%
Total	2 947	3 216	3 581

Key Figures (Million DZD)	2020	2021	2022
Gross Premiums	2 947	3 216	3 581
Ceded Premiums	291	351	455
Retained Premiums	2 656	2 865	3 126
Paid Losses	761	1 180	1 257
Loss Ratio			
Combined Ratio			
Investment Income	137	153	147
Net profit	293	101	445
Total Assets			



## ALLIANCE Assurances

Date of Establishment	2005
Paid Up Capital	3 529 142 460 DZD
Activity	
Address	Centre des affaires El-Quods-Esplanade, porte 14 ,3 <sup>ème</sup> Etage Chéraga, Alger.
Phone	+213 21 37 93 79
Fax	+213 23 13 46 50
Website	<a href="http://www.allianceassurances.com.dz">www.allianceassurances.com.dz</a>
Email	<a href="mailto:info-contact@allianceassurances.com.dz">info-contact@allianceassurances.com.dz</a>

### Management

Mr Hassen Khelifat Chairman & CEO



## LE MUTUALISTE

Date of Establishment	2012
Paid Up Capital	
Activity	Life Insurer
Address	1 <sup>er</sup> , Rue Didouche Mourad, Alger.
Phone	023 49 23 72
Fax	023 49 24 21
Website	<a href="http://www.lemutualiste.dz">www.lemutualiste.dz</a>
Email	<a href="mailto:contact@lemutualiste.dz">contact@lemutualiste.dz</a>

### Management

Lounis Djebarni Acting General Manager

Turnover (Million DZD)	2020	2021	2022
Non-life	4 728	4 823	5 449
Structure	100%	200%	100%
Life			
Structure			
Total	4 728	4 823	5 449

Turnover (Million DZD)	2020	2021	2021
Non-life			
Structure			
Life	386	386	386
Structure	100%	100%	100%
Total	386	386	386

Key Figures (Million DZD)	2020	2021	2022
Gross Premiums	4 728	4 823	5 449
Ceded Premiums	1 008	1 055	1 242
Retained Premiums	3 720	3 768	4 207
Paid Losses	2 071	2 436	2 227
Loss Ratio			
Combined Ratio			
Investment Income	129	94	117
Net profit	481	503	543
Total Assets			

Key Figures (Million DZD)	2020	2021	2022
Gross Premiums	386	386	386
Ceded Premiums	12	12	12
Retained Premiums	374	374	374
Paid Losses	71	71	71
Loss Ratio			
Combined Ratio			
Investment Income	59	59	59
Net profit	151	-26	-26
Total Assets			

### CAARAMA Assurance

Date of Establishment	2006
Paid Up Capital	1 000 000 000 DZD
Activity	Life Insurer
Address	54, Avenue des trois frères BOUADOU Bir Mourad Rais - Alger.
Phone	+213 (0) 23 56 91 07 /08/09/10
Website	<a href="http://www.carama.dz">www.carama.dz</a>
Email	<a href="mailto:contact@caarama.dz">contact@caarama.dz</a>

### Management

**Mounir GHERNOUTI** Chairman & CEO

### TALA

Date of Establishment	2011
Paid Up Capital	1 600 000 000 DZD
Activity	Life Insurer
Address	123 route de Meftah, beaulieu, Oued semar, Alger
Phone	+213 023 92 69 89 / 023 92 69 71
Fax	+213 023 92 67 11
Website	<a href="http://www.tala-assurances.dz">www.tala-assurances.dz</a>
Email	<a href="mailto:contact@tala.dz">contact@tala.dz</a>

### Management

**Mr. Mohamed El-Amine Benallegue** General Manager

Turnover (Million DZD)	2020	2021	2022
Non-life			
Structure			
Life	1 557	1 739	2 203
Structure	100%	100%	100%
<b>Total</b>	<b>1 557</b>	<b>1 739</b>	<b>2 203</b>

Turnover (Million DZD)	2020	2021	2022
Non-life			
Structure			
Life	1 170	1 386	1 538
Structure	100%	100%	100%
<b>Total</b>	<b>1 170</b>	<b>1 386</b>	<b>1 538</b>

Key Figures (Million DZD)	2020	2021	2022
Gross Premiums	1 557	1 739	2 203
Ceded Premiums	528	771	860
Retained Premiums	1 029	968	1 343
Paid Losses	1 003	1 431	1 432
Loss Ratio			
Combined Ratio			
Investment Income	325	378	332
Net profit	50	31	14
<b>Total Assets</b>			

Key Figures (Million DZD)	2020	2021	2022
Gross Premiums	1 170	1 386	1 538
Ceded Premiums	247	303	385
Retained Premiums	923	1 083	1 153
Paid Losses	561	729	798
Loss Ratio			
Combined Ratio			
Investment Income	193	213	191
Net profit	114	66	76
<b>Total Assets</b>			

## AGLIC

Date of Establishment 2015  
 Paid Up Capital 1 000 000 000 DZD  
 Activity Life Insurer  
 Address 5 Rue Raoul PAYEN, Hydra 16016. Alger.  
 Phone +213 (0) 23 473 683 / 23 473 736  
 Fax +213 (0) 23 473 672  
 Website <https://algeriennevie.dz>  
 Email [lalgeriennevie@aglic.dz](mailto:lalgeriennevie@aglic.dz)

## Management

Mr Ammar MESLOUH General Manager

Turnover (Million DZD)	2020	2021	2022
Non-life			
Structure			
Life	1 692	1 967	2 897
Structure	100%	100%	100%
Total	1 692	1 967	2 897

Key Figures (Million DZD)	2020	2021	2022
Gross Premiums	1 692	1 967	2 897
Ceded Premiums	792	1 046	1 623
Retained Premiums	900	921	1 274
Paid Losses	381	722	782
Loss Ratio			
Combined Ratio			
Investment Income	166	382	356
Net profit	119	224	235
Total Assets			

## ■ EGYPT

---





## Egypte

Superficie	: 1 010 408 km <sup>2</sup>
Capitale	: Le Caire
Villes principales	: Le Caire, Alexandrie, Saqqarah, Assouan
Langue officielle	: L'Arabe
Monnaie	: Livre égyptienne – EGP
Fête nationale	: 23 Juillet
Population	: 97 833 521 habitants
Réligion	: L'Islam

### Le Marché de l'Assurance

Autorité de contrôle	The Financial Regulatory Authority «FRA» Egyptian Financial Supervisory Authority «EFSA»
Nombre de compagnies	: 41
Nombre de courtiers	: 8 700
Code	: Loi no. 10 de 1981, modifiée par la loi n°118 de 2008 et la loi n°54 de 1975 ainsi que la loi n°72 de 2007
Cession Obligatoire	: Non
Capital min. requis	: 60 Million EGP
Aussurances obligatoires	: RC Automobile pour les dommages corporels

## Egypt

Area	: 1 010 408 km <sup>2</sup>
Capital	:Le Cairo
Largest cities	:Le Cairo, Alexandria, Saqqarah, Assouan
Official Language	: Arabic
Currency	: Egyptian pound - EGP
National holiday	: 23 July
Population 2018	: 97 833 521
Religion	: L'Islam

### Insurance Market

Supervisory Authority	: The Financial Regulatory Authority «FRA» Egyptian Financial Supervisory Authority «EFSA»
Number of licensed companies	: 36
Insurance/Reinsurance Brokers	: 7 618
Code	: Law N° 10 of 1981 amended by law N° 118 of 2008 and law N° 54 of 1975 and law N° 72 of 2007.
Mandatory cessions	: None
Minimum capital in local currency	: 60 Million EGP
Compulsory Insurance	: Motor third party liability for bodily injury

## Ranking of Egyptian Non-Life Insurance Companies

### By Annual Turnover / Non Life

(EGP '000)

Company	2020	2021	2022	Evol.
Misr Insurance	9 341	9 591	10 388	8,31%
AXA Insurance	1 581	1 593	1 134	-28,83%
GIG Egypt	1 315	1 463	2 003	36,86%
Orient Takaful Insurance Co,	974	1 284	1 866	45,40%
Allianz Insurance Egypt	1 140	1 237	1 848	49,36%
Bupa Egypt	1 086	1 101	1 346	22,30%
Suez Canal Insurance	1 001	1 114	1 323	18,73%
Egyptian Takaful Insurance	944	975	1 072	9,98%
Royal Insurance	602	801	1 065	32,86%
Delta Insurance	602	737	869	17,86%
Wethaq Takaful Insurance	519	603	719	19,08%
Egyptian Saudi Insurance House	441	544	563	3,63%
Mohandes Insurance Company	504	545	718	31,77%
Sarwa Insurance	159	300	441	46,71%
Co, Operative Insurance Society	204	275	334	21,37%
Iskan Insurance	223	232	262	13,36%
Tokio Marine Egypt General Takaful	190	220	237	7,34%
Misr Takaful Insurance ( Property & Liability)	195	220	305	38,70%
AIG Insurance	246	203	147	-27,52%
Arope Insurance	162	179	269	50,20%
MADA	-		70	
Chubb Insurance	84	69	68	-1,10%
AL WATANYA	-		2	
<b>TOTAL</b>	<b>21 513</b>	<b>23 286</b>	<b>27 047</b>	<b>16,15%</b>

## Ranking of Egyptian Life Insurance Companies

### By Annual Turnover / Life

(EGP '000)

Company	2020	2021	2022	Evol 21-22
Misr Life Insurance Company	5 026	7 653	9 190	20,1%
Allianz Life Egypt	4 217	5 042	6 119	21,4%
Metlife Egypt	3 686	4 085	4 993	22,2%
AXA Life Egypt	2 530	3 308	3 966	19,9%
QNB Alahli Life Insurance	-	934	1 113	19%
GIG EGYPT TAKAFUL /gig	658	923	923	0,0%
Suez Canal Life Insurance	560	673	576	-14%
Delta Life Assurance	241	273	325	19%
Chubb Life Egypt	243	267	307	15%
Libano-Suisse Takaful	256	262	334	27,6%
Misr Emirates Takaful Life Insurance METLICO	147	207	130	-37,4%
Sarwa Life	59	107	327	207%
Mohandes Life Insurance Company	91	103	140	36%
Arope Life Insurance	74	88	106	19%
Tokio Marine Egypt Family Takaful	42	42	50	18,0%
Wafa Life Insurance Egypt	551	416	-	-100,0%
<b>TOTAL</b>	<b>18 381</b>	<b>24 384</b>	<b>28 599</b>	<b>17,29%</b>





### Misr Insurance

Date of Establishment 14/01/1934  
 Paid Up Capital 500 Million EGP  
 Activity Non-Life Insurer  
 Address 44A Dokki St.; Giza.  
 Phone +202 33355350 – 37607984  
 Fax +202 37 60 91 83  
 Website [www.misrins.com.eg](http://www.misrins.com.eg)  
 Email [info@misrins.com.eg](mailto:info@misrins.com.eg)

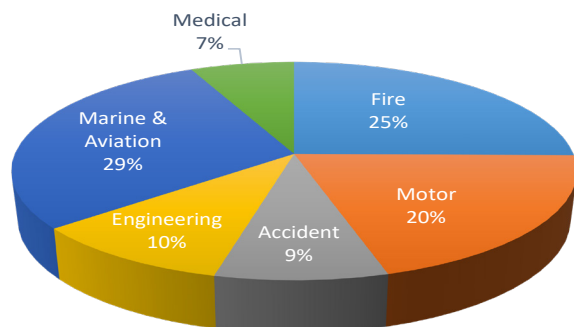
### Management

Mr Mohamed Djameleddine Hamza Chairman

Turnover (M EGP)	2020	2021	2022
Non-life	9 341.50	9 590.56	10 387.57
Structure	100%	100%	100%
Life	-	-	-
Structure	-	0%	0%
Total	9 341.50	9 590.56	10 387.57

Key Figures (M EGP)	2020	2021	2022
Gross Premiums	9 341.50	9 590.56	10 387.57
Ceded Premiums	4 669.75	4 331.23	4 389.10
Net Retained Premiums	4 671.74	5 259.32	5 998.47
Net Claims Incurred	2 607.36	2 033.89	2 579.43
Investment Income	1 356.32	1 047.14	2 955.57
Net profit	2 234.63	2 255.82	2 737.76
Total Assets	32 840.77	38 153.13	44 964.18

### Turnover by Line of Business in 2022



### Ratings

Agency	Rating	Outlook
AM Best	B++ (Good)	Stable



MISR LIFE INSURANCE  
TOMORROW STARTS TODAY

### Misr Life Insurance

Date of Establishment 29/05/1900  
 Paid Up Capital 3000 Million EGP  
 Activity Life Insurer  
 Address 15 Kasr El-Nile St.- Talaat Harb Square. Cairo.  
 Phone +202 3534535  
 Fax +202 35370037  
 Website <https://www.misrlife.com>  
 Email [m\\_fayad@misrlife.com](mailto:m_fayad@misrlife.com)

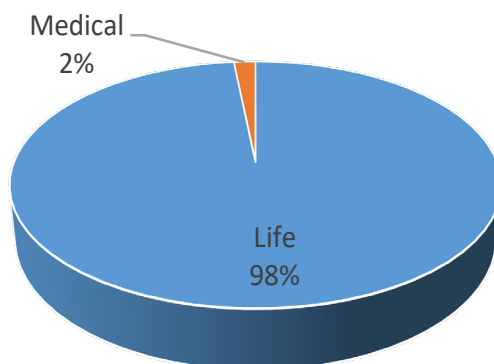
### Management

Dr. Ahmed Abdel Aziz Chairman & Managing Director

Turnover (M EGP)	2020	2021	2022
Medical	-	-	-
Structure	0.0%	0.0%	0.0%
Life	5 025.90	7 652.57	9 190.38
Structure	100%	100%	100%
Total	5 025.90	7 652.57	9 190.38

Key Figures (M EGP)	2020	2021	2022
Gross Premiums	5 025.90	7 652.57	9 190.38
Ceded Premiums	471.15	333.67	618.10
Net Retained Premiums	4 554.76	7 318.91	8 572.27
Net Claims Incurred	2 987.95	3 858.11	4 140.77
Investment Income	3 463.00	3 337.03	3 826.27
Net profit	1 545.99	1 619.37	1 846.38
Total Assets	31 935.59	40 075.11	45 872.24

### Turnover by Line of Business in 2022





### AIG Egypt Insurance Company

Date of Establishment 25/08/1993  
 Paid Up Capital 60 Million EGP  
 Activity Non-Life Insurer  
 Address 44 bdel Monem Reyad St. 1st floor , mohandeseen - Giza.  
 Phone +202 33 08 20 00  
 Fax +202 24 61 70 10 (202)  
 Website [www.aig.com](http://www.aig.com)  
 Email

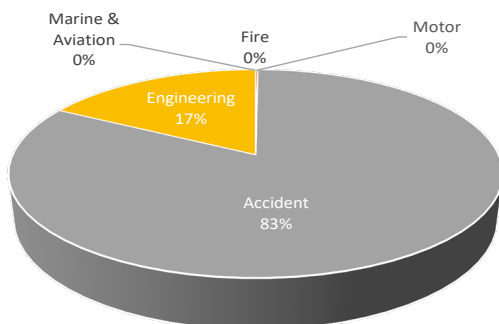
### Management

Mr Joseph Bejani Vice Chairman & Managing Director

Turnover (M EGP)	2020	2021	2022
Non-life	245.61	248.78	245.61
Structure	100%	100%	100%
Life	-	-	-
Structure	0%	0%	0%
<b>Total</b>	<b>245.61</b>	<b>248.78</b>	<b>245.61</b>

Key Figures (M EGP)	2020	2021	2022
Gross Premiums	245.61	203.00	147.13
Ceded Premiums	160.53	151.55	41.33
Net Retained Premiums	85.08	51.45	105.80
Net Claims Incurred	22.37	16.22	5.47
Investment Income			
Net profit	47.32	64.03	45.82
Total Assets	864.88	886.27	989.32

### Turnover by Line of Business in 2022



### Allianz Insurance Company

Date of Establishment 16/01/2001  
 Paid Up Capital 60 Million EGP  
 Activity Non-life Insurer  
 Address Building No. B01 - 14 Cairo Festival City 5<sup>th</sup> District - New Cairo.  
 Phone +202 23 22 30 00  
 Fax +202 23 22 30 01  
 Website [www.allianz.com.eg](http://www.allianz.com.eg)  
 Email [info@allianz.com.eg](mailto:info@allianz.com.eg)

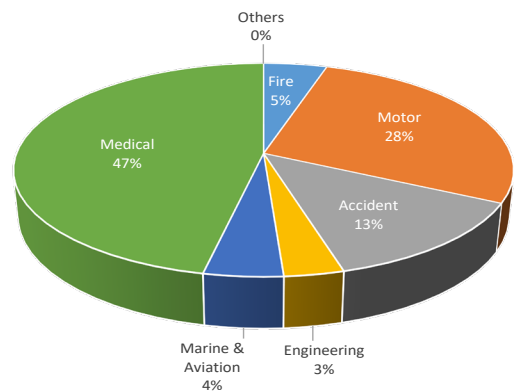
### Management

Mr Aymen Hegazy Chairman

Turnover (M EGP)	2020	2021	2022
Non-life	883,87	1 139,68	1 848,31
Structure	-	-	-
Life	-	-	-
Structure	-	-	-
<b>Total</b>			

Key Figures (M EGP'000)	2020	2021	2022
Gross Premiums	1 139.68	1 237.48	1 848.31
Ceded Premiums	422.53	463.77	660.37
Net Retained Premiums	717.15	773.71	1 187.94
Net Claims Incurred	330.60	330.02	446.39
Investment Income	152.03	147.39	-
Net profit	138.90	162.44	191.21
Total Assets	1 803.48	2 106.47	2 598.32

### Turnover by Line of Business in 2022





### Allianz Life Insurance Co

Date of Establishment 21/10/2001  
 Paid Up Capital 100 Million EGP  
 Activity Life Insurer  
 Address Building No. B01 - 14 Cairo Festival City  
 5<sup>th</sup> District - New Cairo.  
 Phone +202 23 22 30 00  
 Fax +202 23 223 0 01  
 Website [www.allianz.com.eg](http://www.allianz.com.eg)  
 Email [info@allianz.com.eg](mailto:info@allianz.com.eg)

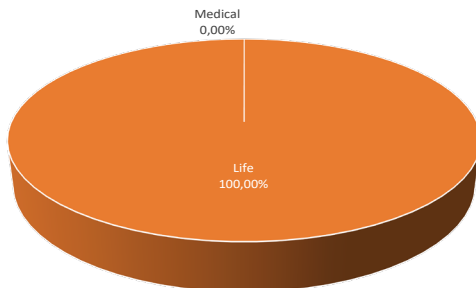
### Management

Mr Aymen Muhamed Alwan Chairman

Turnover (M EGP)	2020	2021	2022
Medical	-	-	-
Structure	0.0%	0.0%	0.0%
Life	4 216.7	5 042.0	6 119.0
Structure	100.0%	100.0%	100.0%
Total	4 216.68	5 042.00	6 118.96

Key Figures (M EGP)	2020	2021	2022
Gross Premiums	4 216.68	5 042.00	6 118.96
Ceded Premiums	1 955.70	2 451.87	3 280.84
Net Retained Premiums	2 260.97	2 590.13	2 838.12
Net Claims Incurred	1 018.67	1 191.87	2 167.96
Investment Income			
Net profit	351.28	541.93	784,76
Total Assets	12 930.21	15 966.89	15 966.89

### Turnover by Line of Business in 2022



### Arab Misr Insurance Group /gig

Date of Establishment 28/10/1993  
 Paid Up Capital 380 Million EGP  
 Activity Non-life Insurer  
 Address No. 13 Ma`ahad Ishteraky St. Merryland,  
 Heliopolis, Cairo.  
 Phone (+ 202) 21260800/1/2/3  
 Fax (+ 202) 21260808/09/10  
 Website [www.amig.com.eg](http://www.amig.com.eg)  
 Email [mail@gig.com.eg](mailto:mail@gig.com.eg)

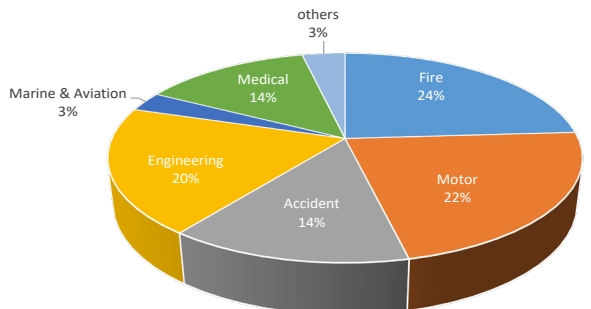
### Management

Mr. Raafat Attya Elsalamony Chairman  
 Mrs Alaa Mohammed Elzoheiry Managing Director

Turnover (M EGP)	2020	2021	2022
Non-life	1 314.96	1 463.45	2 002.90
Structure	100%	100%	100%
Life	-	-	-
Structure	0.0%	0.0%	0.0%
Total	1 314.96	1 463.45	2 002.90

Key Figures (M EGP)	2020	2021	2022
Gross Premiums	1 314.96	1 463.45	2 002.90
Ceded Premiums	826.20	809.83	1 188.10
Net Retained Premiums	488.76	653.62	814.80
Net Claims Incurred	248.95	311.12	400.22
Investment Income	135.43	153.54	16.47
Net profit	164.45	190.05	172.00
Total Assets	1 824.086	2 192.89	2 649.56

### Turnover by Line of Business in 2022



### AROPE

Date of Establishment 17/06/2008  
 Paid Up Capital 160 Million EGP  
 Activity Non-life Insurer  
 Address 30, Mossadak, Ad Doqi, Giza Governorate.  
 Phone +202 33 32 32 99  
 Fax +202 33 36 14 83  
 Website <http://property.aropeedgypt.com>  
 Email [aropec@aropec.com.eg](mailto:aropec@aropec.com.eg)

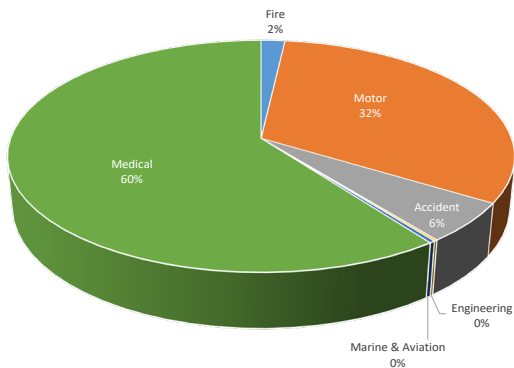
### Management

Mr. Fateh Wajeeh Bakdash Chairman

Turnover (M EGP)	2020	2021	2022
Non-life	161.73	179.11	269.02
Structure	100%	100%	100.0%
Life	-	-	-
Structure	-	-	0.0%
Total	161.73	179.11	269.02

Key Figures (M EGP)	2020	2021	2022
Gross Premiums	161.73	179.11	269.02
Ceded Premiums	43.65	46.59	75.12
Net Retained Premiums	118.08	132.52	193.90
Net Claims Incurred	54.73	61.91	62.60
Investment Income	49.77	53.69	58.48
Net profit	40.28	42.57	45.59
Total Assets	455.36	501.48	597.97

### Turnover by Line of Business in 2022



### AROPE Life Insurance Co

Date of Establishment 17/06/2008  
 Paid Up Capital EGP 100 Million  
 Activity Life Insurer  
 Address AROPE Plaza, 30, Mesadak St., Dokki-Giza.  
 Phone +202 33 32 32 99  
 Fax +202 33 36 14 82/83  
 Website <http://aropeedgypt.com>  
 Email [aropec@aropec.com.eg](mailto:aropec@aropec.com.eg)

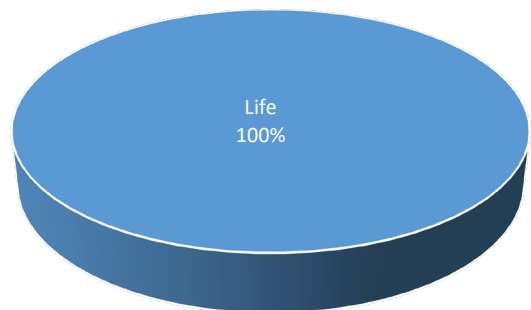
### Management

Mr. Fateh Wajeeh Bakdash Chairman

Turnover (M EGP)	2020	2021	2022
Non-life	-	-	-
Structure	0%	0%	0%
Life	74.45	88.48	105.56
Structure	100%	100%	100%
Total	74.45	88.48	105.56

Key Figures (M EGP)	2020	2021	2022
Gross Premiums	74.45	88.48	105.56
Ceded Premiums	9.72	12.75	29.83
Net Retained Premiums	64.74	75.74	75.74
Net Claims Incurred	13.42	18.51	22.89
Investment Income	24.55	28.58	34.28
Net profit	5.39	6.35	10.49
Total Assets	239.51	273.82	315.77

### Turnover by Line of Business in 2022





## AXA

Date of Establishment	2015
Paid Up Capital	300 Million EGP
Activity	Non-life Insurer
Address	Nile City Towers, 2005 C Cornish El Nile, North Tower, 18th Floor, Ramlet Beaulac, Cairo, Egypt.
Phone	+202 24 61 36 00
Website	<a href="http://www.axa-egypt.com">www.axa-egypt.com</a>
Email	<a href="mailto:wecare@axa-egypt.com">wecare@axa-egypt.com</a>

## Management

Mr. Hassan El Shabrawishi CEO



## AXA Life Insurance

Date of Establishment	02/02/1999
Paid Up Capital	243 Million EGP
Activity	Life Insurer
Address	Plot Number 214, Fifth Settlement, Second District - New Cairo.
Phone	+202 16 363
Fax	+202 27 59 93 33
Website	<a href="http://www.axa-egypt.com">www.axa-egypt.com</a>
Email	

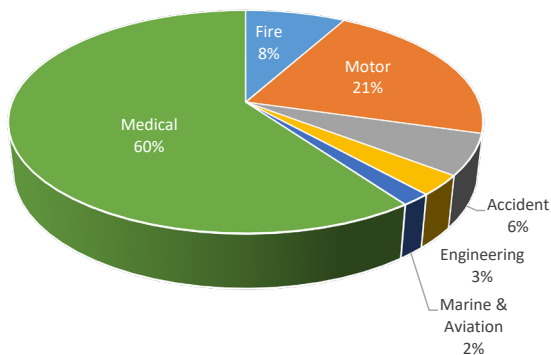
## Management

Mr. Hasan Elshabraweeshy Chairman

Turnover (M EGP)	2020	2021	2022
Non-life	1 580.79	1 592.76	1 133.61
Structure	100%	100%	100%
Life	-	-	-
Structure	0%	0%	0%
Total	1 580.79	1 592.76	1 133.61

Key Figures (M EGP)	2020	2021	2022
Gross Premiums	1 580.79	1 592.76	1 133.61
Ceded Premiums	181.42	274.74	-184.41
Net Retained Premiums	1 399.37	1 318.02	1 318.02
Net Claims Incurred	860.04	1 376.51	1 376.51
Investment Income	88.66	105.25	110.70
Net profit	80.61	-146.21	51.86
Total Assets	1 974.90	1 935.25	1 968.76

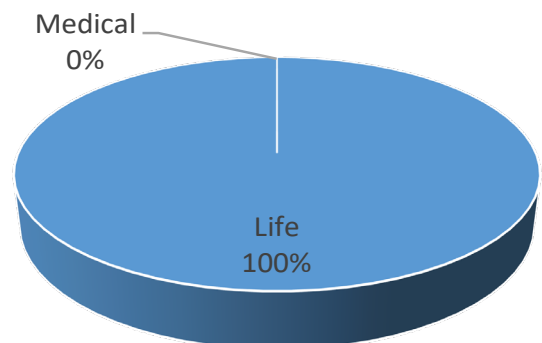
## Turnover by Line of Business in 2022



Turnover (M EGP)	2020	2021	2022
Non-life	-	-	-
Structure		0%	0%
Life	2 529.56	3 308.19	3 966.27
Structure	100%	100%	100%
Total	2 529.56	3 308.19	3 966.27

Key Figures (M EGP)	2020	2021	2022
Gross Premiums	2 529.56	3 308.19	3 966.27
Ceded Premiums	1 732.07	1 918.75	2 051.66
Net Retained Premiums	797.49	1 389.44	1 914.61
Net Claims Incurred	126.48	449.15	507.46
Investment Income	255.26	297.84	382.21
Surplus	185.94	203.81	91.98
Total Assets	8 636.74	10 342.82	11 668.42

## Turnover by Line of Business in 2022





## BUPA

Date of Establishment	27/12/2002
Paid Up Capital	60 Million EGP
Activity	Non-life Insurer
Address	Np.55, 18 <sup>th</sup> street, Maadi- Cairo .
Phone	+202 27 68 11 00
Fax	+202 25 79 18 08
Website	<a href="http://www.bupaglobal.com">www.bupaglobal.com</a>
Email	<a href="mailto:info@bupa-intl.com">info@bupa-intl.com</a>

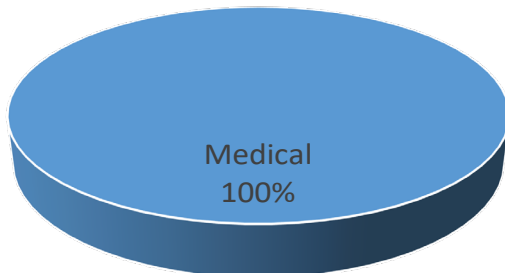
## Management

Mr Sherif El-Ghatrify Chairman

Turnover (M EGP)	2020	2021	2022
Non-life	1 085.56	1 100.64	1 346.06
Structure	100%	100%	100%
Life	-	-	-
Structure	0%	0%	0%
Total	1 085.56	1 100.64	1 346.06

Key Figures (M EGP)	2020	2021	2022
Gross Premiums	1 085.56	1 100.64	1 346.06
Ceded Premiums	537.42	540.02	677.80
Net Retained Premiums	548.14	560.62	668.26
Net Claims Incurred	248.15	247.16	316.64
Investment Income	31.28	-	-
Net profit	34.29	76.12	52.63
Total Assets	2 203.48	1 888.56	2 444.78

## Turnover by Line of Business in 2022



## CHUBB

Date of Establishment	01/01/2001
Paid Up Capital	60,027 Million EGP
Activity	Non-Life Insurer
Address	No.3 Abdou El Fada St., Zamalek - Giza.
Phone	+202 27 36 00 06
Fax	+202 27 36 00 02
Website	<a href="http://www.chubb.com/eg">www.chubb.com/eg</a>
Email	<a href="mailto:egypt@chubb.com">egypt@chubb.com</a>

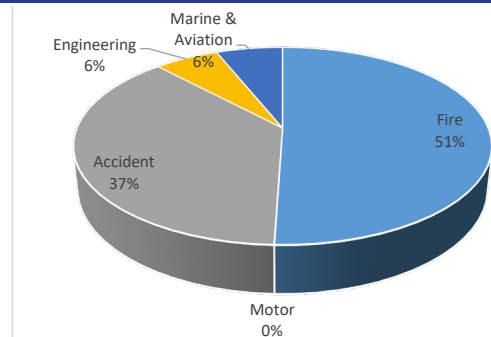
## Management

Mr Omar Abdel Aziz Mahna Chairman

Turnover (M EGP)	2020	2021	2022
Non-life	83.96	68.97	68.21
Structure	100%	100%	100%
Life	-	-	-
Structure	0%	0%	0%
Total	83.96	68.97	68.21

Key Figures (M EGP)	2020	2021	2022
Gross Premiums	83.96	68.97	68.21
Ceded Premiums	64.67	53.91	49.66
Net Retained Premiums	19.29	15.06	18.55
Net Claims Incurred	-0.20	1.28	1.17
Investment Income	13.22	12.29	-
Net profit	10.19	8.23	14.86
Total Assets	403.91	405.58	524.21

## Turnover by Line of Business in 2022



## Ratings

Agency	Rating	Outlook
Standard & Poor's	AA	
AM Best	A++	

**CHUBB Life Insurance**

Date of Establishment 12/08/2002  
 Paid Up Capital 263 Million EGP  
 Activity Life Insurer  
 Address 3 Abou El Feda St., Zamalek – Cairo.  
 Phone +202 27 39 67 00  
 Fax +202 27 39 67 07  
 Website <https://life.chubb.com/mea-en/egypt>  
 Email ChubbLife.Egypt@Chubb.com

**Management**

Mr. Yasser Hisham El-Mallawany Chairman

**Co-operative Insurance Society**

Date of Establishment 1998  
 Paid Up Capital 60,578 Million EGP  
 Activity Non-Life Insurer  
 Address 115 Abbasiya Street – Cairo, Egypt.  
 Phone (202) 26 82 44 59  
 Fax (202) 26 84 71 89  
 Website <https://cisegypt.com.eg>  
 Email cismain@cisegypt.com.eg

**Management**

Mr Yahya Muhammad al-Saeed al-Ajm Managing Director

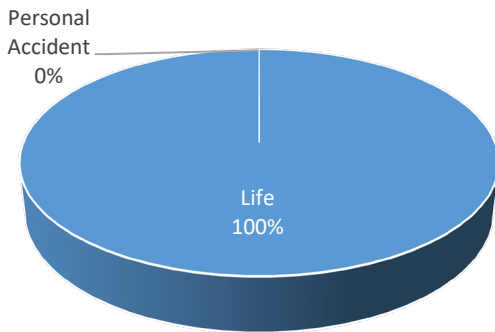
Turnover (M EGP)	2020	2021	2022
Non-life		-	-
Structure	0%	0%	0%
Life	242.96	267.13	306.64
Structure	100%	100%	100%
Total	242.96	267.13	306.64

Key Figures (M EGP)	2020	2021	2022
Gross Premiums	242.96	267.13	306.64
Ceded Premiums	31.76	33.91	37.52
Net Retained Premiums	211.20	233.22	269.13
Net Claims Incurred	71.21	89.90	108.74
Investment Income	115.67	-	-
Net Profit	34.85	-15.72	-51.13
Total Assets (USD' 000 )	743.55	794.30	891.23

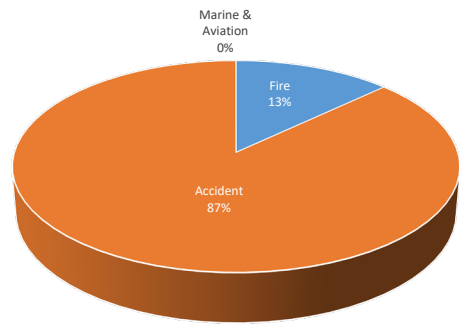
Turnover (M EGP)	2020	2021	2022
Non-life	204.13	275.06	333.84
Structure	100%	100%	100%
Life	-	-	-
Structure	0%	0%	0%
Total	204.13	275.06	333.84

Key Figures (M EGP)	2020	2021	2022
Gross Premiums	204.13	275.06	333.84
Ceded Premiums	122.60	192.05	212.58
Net Retained Premiums	81.53	83.01	121.26
Net Claims Incurred	18.00	17.61	21.05
Investment Income	37.98	43.24	46.41
Net profit			
Total Assets	90.36	145.15	142.70

**Turnover by Line of Business in 2022**



**Turnover by Line of Business in 2022**





### Delta Insurance

Date of Establishment 28/03/1980  
 Paid Up Capital 350 Million EGP  
 Activity Non-Life Insurer  
 Address 14 Hassan Mohamed Al Razzaz Street, Agouza.  
 Phone +202 33 35 20 44  
 Fax +202 33 35 89 90  
 Website [www.deltains.org](http://www.deltains.org)  
 Email

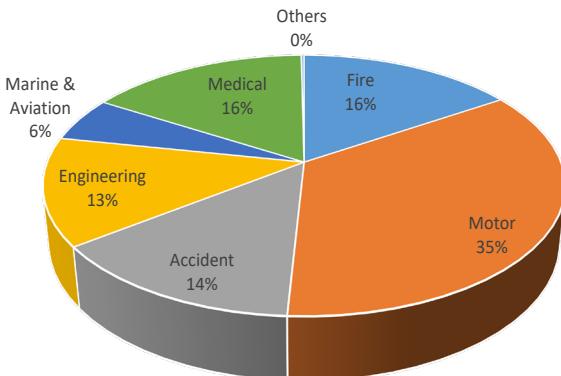
### Management

Mr El Sayed El Gohary Chairman & M.D

Turnover (M EGP)	2020	2021	2022
Non-life	602.31	736.95	868.58
Structure	100%	100%	100%
Life	0	-	-
Structure	0.0%	0%	0%
Total	434.18	597.19	868.58

Key Figures (M EGP)	2020	2021	2022
Gross Premiums	602.31	736.95	868.58
Ceded Premiums	194.80	223.50	294.06
Net Retained Premiums	407.52	513.46	574.52
Net Claims Incurred	153.89	281.40	336.36
Investment Income	78.18	70.04	119.25
Net profit	109.42	140.44	122.83
Total Assets (USD' 000)	1 035.68	1 178.79	1 339.22

### Turnover by Line of Business in 2022



### Delta Life Assurance Company

Date of Establishment 06/12/2010  
 Paid Up Capital 200 Million EGP  
 Activity Life Insurer  
 Address 10 Talaat Harb St., Evergreen Building, Cairo.  
 Phone +202 25 78 93 58  
 Fax +202 25 78 81 56  
 Website [www.deltalifeegypt.com](http://www.deltalifeegypt.com)  
 Email [contactus@deltalife.com.eg](mailto:contactus@deltalife.com.eg)

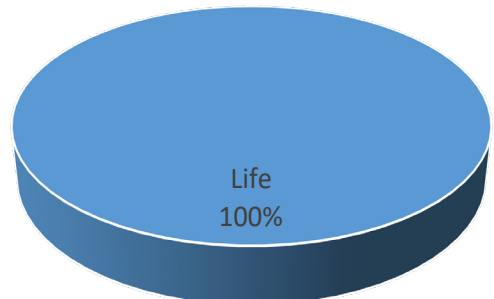
### Management

Mr. Saeed El-Alfy Chairman  
 Mr. Atef El-Zaibak Managing Director

Turnover (M EGP)	2020	2021	2022
Non-life	-	-	-
Structure	0%	0%	0%
Life	241.07	272.97	324.87
Structure	100%	100%	100%
Total	241.07	272.97	324.87

Key Figures (M EGP)	2020	2021	2022
Gross Premiums	241.07	272.97	324.87
Ceded Premiums	35.03	47.88	81.00
Net Retained Premiums	206.04	225.09	243.87
Net Claims Incurred	133.78	160.80	154.55
Investment Income	183.82	194.28	-
Net profit	72.62	87.49	117.07
Total Assets	1 441.74	1 656.61	1 935.48

### Turnover by Line of Business in 2022





## Egyptian Takaful Company

Date of Establishment 11/10/2007  
 Paid Up Capital 350 Million EGP  
 Activity Non-Life Insurer  
 Address 56 Gamaet El Dewal EL Arabeya St - Giza.  
 Phone +202 33 32 31 01  
 Website [www.egtak.com](http://www.egtak.com)  
 Email [info@egtak.com](mailto:info@egtak.com)

### Management

Mr Amr Ali Al Garhy Chairman



## GIG Egypt Takaful «gig»

Date of Establishment 16/10/2006  
 Paid Up Capital 275 Million EGP  
 Activity Life Insurer  
 Address The eastern tower, Plot 204 - North 90th St - New Cairo - Cairo – Egypt  
 Phone + 202 24138700  
 Fax + 202 24138702  
 Website <https://www.giglt.com.eg/en>  
 Email [info@giglt.com.eg](mailto:info@giglt.com.eg)

### Management

Mr Raafat Attya Elsalamony Chairman  
 Mr Alaa Mohammed Elzoheiry Managing Director

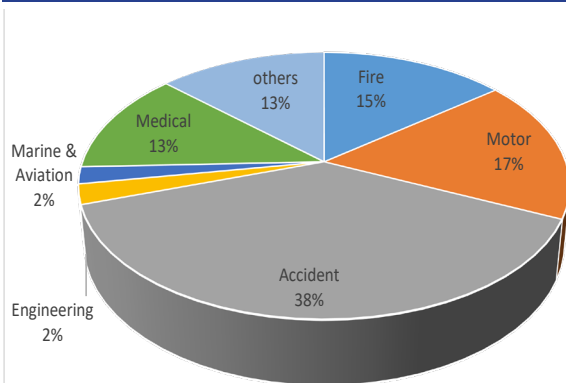
Turnover (M EGP)	2020	2021	2022
Non-life	944.39	974.53	1 071.76
Structure	100%	100%	100%
Life	-	-	-
Structure		0%	0%
Total	944.39	974.53	1 071.76

Turnover (M EGP)	2020	2021	2022
Non-life			
Structure	0%	0%	0%
Life	657.97	923.04	1 161.08
Structure	100.0%	100.0%	100.0%
Total	657.97	923.04	1 161.08

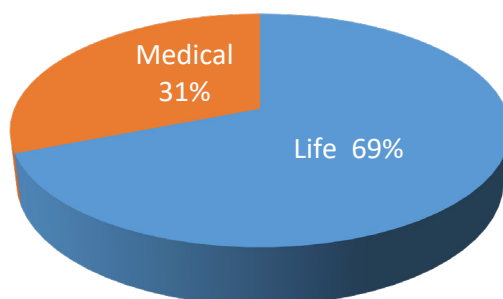
Key Figures (M EGP)	2020	2021	2022
Gross Contribution	944.39	974.53	1 071.76
Ceded Contributions	271.12	366.22	544.05
Net Retained Contributions	673.26	608.30	527.71
Net Claims Incurred	172.15	292.25	472.69
Investment Income	241.59	296.50	319.58
Net Surplus	259.65	328.14	293.84
Total Assets	2 175.20	2 506.00	2 786.93

Key Figures (M EGP)	2020	2021	2022
Gross Premiums	657.97	923.04	1 161.08
Ceded Premiums	356.94	608.44	740.15
Net Retained Premiums	301.03	314.61	420.94
Net Claims Incurred	107.67	108.48	131.32
Investment Income	21.60	41.98	57.88
Net profit	28.94	53.17	25.45
Total Assets	957.98	1 371.24	1 860.43

### Turnover by Line of Business in 2022



### Turnover by Line of Business in 2022



### Ratings

Agency	Rating	Outlook
AM BEST	B++ (Good)	stable

## Egyptian Saudi Insurance House

Date of Establishment	30/01/2002
Paid Up Capital	241,5 Million EGP
Activity	Non-Life Insurer
Address	15 Mosaddak St., Dokki, Giza, Egypt.
Phone	+202 33 37 79 97
Fax	+202 33 35 53 03
Website	<a href="http://www.esih.com.eg">www.esih.com.eg</a>
Email	<a href="mailto:esih@esih.com.eg">esih@esih.com.eg</a>

### Management

Dr. Fahem Elsehhi Chairman

## Iskan Insurance

Date of Establishment	05/08/2008
Paid Up Capital	100 Million EGP
Activity	Non-Life Insurer
Address	67 , King Abdul-Aziz Al Saud Street. Manial - Cairo.
Phone	+202 33 36 13 90
Fax	+202 35 68 64 82
Website	<a href="http://www.iskaninsurance.com">www.iskaninsurance.com</a>
Email	<a href="mailto:info@iskaninsurance.net">info@iskaninsurance.net</a>

### Management

Mr.Kamel mohaüed Ali Chairman

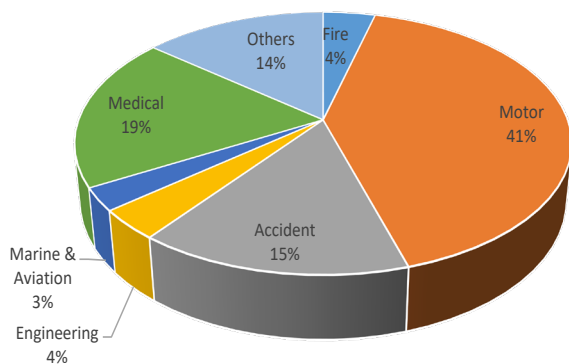
Turnover (M EGP)	2020	2021	2022
Non-life	441.25	543.59	563.33
Structure	100%	100%	100%
Life	-	-	-
Structure	0%	0%	0%
Total	441.25	543.59	563.33

Turnover (M EGP)	2020	2021	2022
Non-life	223.03	231.52	262.45
Structure		100%	100%
Life	-	-	-
Structure	0%	0%	0%
Total	223.03	231.52	262.45

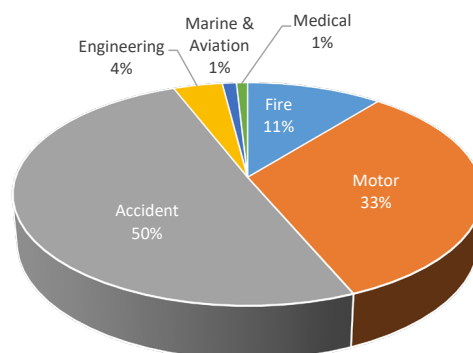
Key Figures (M EGP)	2020	2021	2022
Gross Contribution	441.25	543.59	563.33
Ceded Contributions	108.84	127.40	139.05
Net Retained Contributions	332.41	416.19	424.28
Net Claims Incurred	163.42	209.97	238.97
Investment Income	40.48	74.72	47.15
Net Surplus	32.77	47.45	3.39
Total Assets	885.81	1 186.65	1 260.74

Key Figures (M EGP)	2020	2021	2022
Gross Premiums	223.03	231.52	262.45
Ceded Premiums	142.57	146.12	137.10
Net Retained Premiums	80.46	85.41	125.35
Net Claims Incurred	53.82	42.13	54.65
Investment Income	51.42	-	-
Net profit	43.67	39.31	29.41
Total Assets	454.83	504.94	560.82

### Turnover by Line of Business in 2022



### Turnover by Line of Business in 2022



## Libano Suisse Takaful – Egypt

Date of Establishment	15/07/2008
Paid Up Capital	120 Million EGP
Activity	Life Insurer
Address	Tower Fakher 4, Othman Towers, 2 <sup>nd</sup> Floor, Kornish El Nile, El Maadi, Cairo.
Phone	+202 25 24 70 78
Fax	+202 25 24 70 81
Website	<a href="http://www.libano-suisse.com">www.libano-suisse.com</a>
Email	

### Management

Mr. Mahmoud Hanafy Chairman

## MetLife Egypt

Date of Establishment	24/10/1996
Paid Up Capital	150 Million EGP
Activity	Life Insurer
Address	No.75 South Teseen St. 5 <sup>th</sup> District, New Cairo.
Phone	+202 4 61 65 00
Fax	+202 28 10 45 52
Website	<a href="http://www.metlife.eg">www.metlife.eg</a>
Email	<a href="mailto:service-egypt@metlifealico.com">service-egypt@metlifealico.com</a>

### Management

Mr Haitham Ahmed Taher Deputy Chairman  
& Managing Director

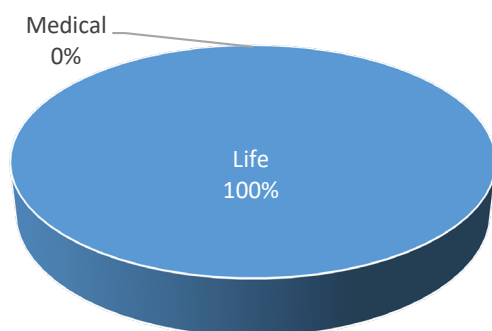
Turnover (M EGP)	2020	2021	2022
Non-life			
Structure		0%	0%
Life	255.71	261.86	334.21
Structure	100%	100%	100%
Total	255.71	261.86	334.21

Turnover (M EGP)	2020	2021	2022
Non-life	-	-	-
Structure	0%	0%	0%
Life	3 685.88	4 085.40	4 992.73
Structure	100%	100%	100%
Total	3 685.88	4 085.40	4 992.73

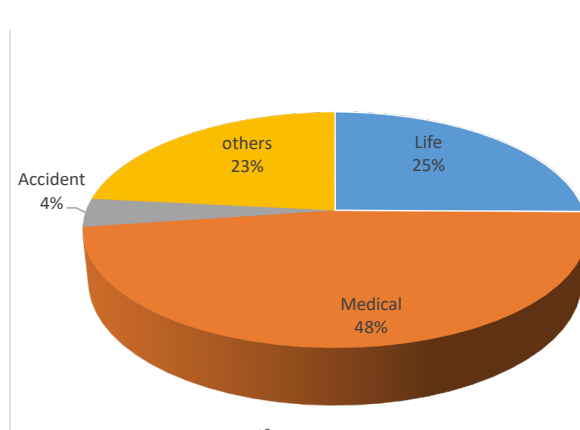
Key Figures (M EGP)	2020	2021	2022
Gross Contribution	255.71	261.86	334.21
Ceded Contributions	161.72	154.44	198.87
Net Retained Contributions	93.99	107.42	135.33
Net Claims Incurred	41.15	43.95	35.28
Investment Income	6.50	-	-
Net Surplus	1.50	9.73	16.54
Total Assets	219.10	306.64	495.46

Key Figures (M EGP)	2020	2021	2022
Gross Premiums	3 685.88	4 085.40	4 992.73
Ceded Premiums	1 643.24	1 837.40	1 971.00
Net Retained Premiums	2 042.64	2 248.00	3 021.73
Net Claims Incurred	1 103.09	1 453.71	1 600.34
Investment Income	352.10	408.17	-
Surplus	470.33	427.41	561.10
Total Assets	8 215.74	9 543.13	11 458.10

### Turnover by Line of Business in 2022



### Turnover by Line of Business in 2022



## Misr Emirates Takaful Life Insurance «METLICO»

Date of Establishment	2015
Paid Up Capital	60 Million EGP
Activity	Life Insurer
Address	17 Amin El Rafee St., Messha Square, Dokki, Cairo.
Phone	+202 33 33 16 60
Fax	+202 37 48 33 73
Website	www.metlico.com
Email	

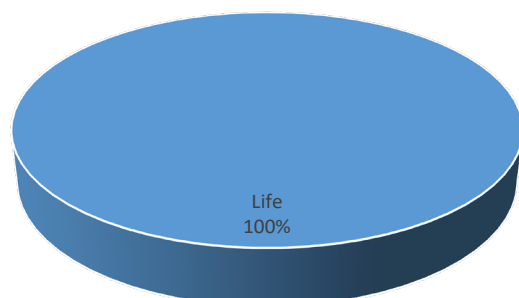
### Management

Dr. Fahim Al Shehhi	Chairman
Mr. Sherif Azazi	Managing Director

Turnover (M EGP)	2020	2021	2022
Non-life	-	-	-
Structure			0%
Life	147.05	207.15	129,70
Structure	100%	100%	100%
Total	147.05	207.15	129,70

Key Figures (M EGP)	2020	2021	2022
Gross contribution	147,05	207,15	129,70
Ceded Premiums	33,28	44,19	37,75
Net Retained Premiums	113,77	162,96	91,96
Net Claims Incurred	2,26	7,27	8,72
Investment Income	8,63	9 852,73	9 238,94
Surplus	1,88	-10,72	24,32
Total Assets	358,07	356,82	350,54

### Turnover by Line of Business in 2022



## Mohandes Insurance Company

Date of Establishment	26/01/1980
Paid Up Capital	150 Million EGP
Activity	Non-Life Insurer
Address	3 El Mesaha Square, Dokki - Giza.
Phone	+ 202 3 33 68 10
Fax	+202 33 35 26 97
Website	www.mohins.com
Email	info@mohins.com

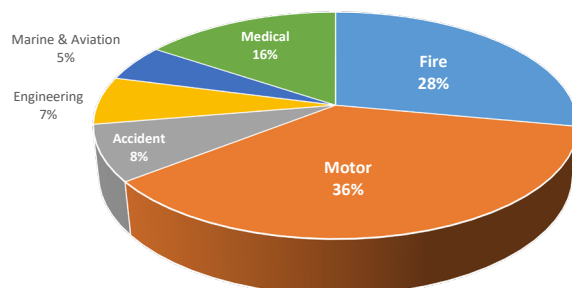
Mr. Ashraf Abdel Tawab Salmazn Management

Mr.Khaled Abdel Sadeq Chairman

Turnover (M EGP)	2020	2021	2022
Non-life	504.14	545.16	718.35
Structure		100%	100%
Life	-	-	-
Structure	0%	0%	0%
Total	504.14	545.16	718.35

Key Figures (M EGP)	2020	2021	2022
Gross Premiums	504.14	545.16	718.35
Ceded Premiums	283.33	310.21	407.72
Net Retained Premiums	220.81	249.81	310.63
Net Claims Incurred	82.01	87.48	110.30
Investment Income	132.52	97.25	98.61
Net profit	112.29	88.16	95.03
Total Assets	1 053.73	1 106.75	1 303.84

### Turnover by Line of Business in 2022



## Mohandes Life Assurance Company

Date of Establishment	03/06/1905
Paid Up Capital	250 Million EGP
Activity	Life Insurer
Address	3 El Mesaha Square, Dokki, Giza. Egypt.
Phone	+202 333 68 10
Fax	+202 333 52 697
Website	<a href="http://www.mohandes-ins.com">www.mohandes-ins.com</a>
Email	<a href="mailto:info@mohins.com">info@mohins.com</a>

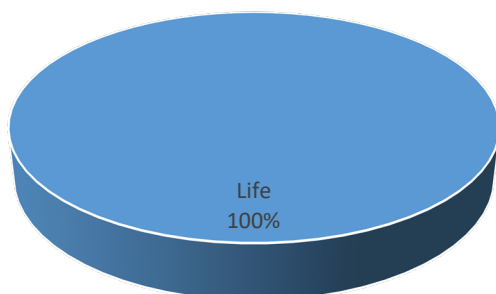
### Management

Mr. Ashraf Abdel Tawab Salmazn	Chairman
Dr. Mohamed Abdel Latif Mourad	Managing Director

Turnover (M EGP)	2020	2021	2022
Non-life	-	-	-
Structure			0%
Life	91.08	103.31	140.30
Structure	100%	100%	100%
Total	91.08	103.31	140.30

Key Figures (M EGP)	2020	2021	2022
Gross Premiums	91.08	103.31	140.30
Ceded Premiums	7.60	10.88	25.47
Net Retained Premiums	83.48	92.43	114.83
Net Claims Incurred	101.16	115.02	115.02
Investment Income	146.40	133.98	137.75
Surplus	72.32	43.67	39.83
Total Assets	1 081.51	1 112.75	1 186.97

### Turnover by Line of Business in 2022



## Arab Orient Takaful Insurance

Date of Establishment	21/06/2009
Paid Up Capital	250 Million EGP
Activity	Non-Life Insurer
Address	Building No. 2, The Podium, Cairo Festival City - Fifth Settlement, New Cairo City, Cairo, Egypt-
Phone	+202 23 62 80 20
Fax	+202 23 62 80 19
Website	<a href="http://www.orienttakaful.com">www.orienttakaful.com</a>
Email	<a href="mailto:AOTIC@alfuttaim.com">AOTIC@alfuttaim.com</a>

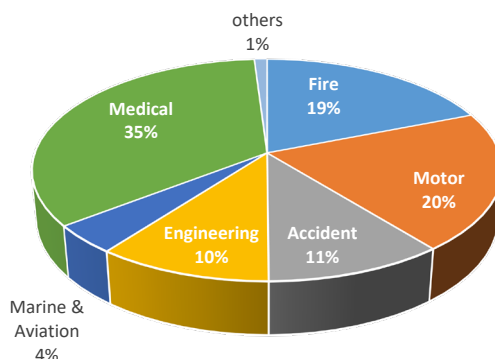
### Management

Mr. Omar Hasan El Amin	Chairman
------------------------	----------

Turnover (M EGP)	2020	2021	2022
Non-life	973.79	1 283.50	1 866.16
Structure	100%	100%	100%
Life	-	-	-
Structure			0%
Total	973.79	1 283.50	1 866.16

Key Figures (M EGP)	2020	2021	2022
Gross Contribution	973.79	1 283.50	1 866.16
Ceded Contribution	605.14	788.87	1 097.25
Net Retained Contribution	368.64	494.63	768.92
Net Claims Incurred	171.76	206.49	310.32
Investment Income	127.11	127.69	147.18
Surplus	134.38	181.79	268.06
Total Assets	1 756.09	2 161.84	2 917.39

### Turnover by Line of Business in 2022



## QNB Al Ahli Life - Egypt

Date of Establishment	07/04/2003
Paid Up Capital	200 Million EGP
Activity	Life Insurer
Address	5&7 Geziret EL-Arab street , Mohandsein, Star Capital building, 12411, Égypte
Phone	+202 27 70 81 00
Fax	+202 27 70 81 29/33
Website	<a href="http://www.qnbalahlilife.com">www.qnbalahlilife.com</a>
Email	<a href="mailto:corporate.life@qnbalahli.com">corporate.life@qnbalahli.com</a>

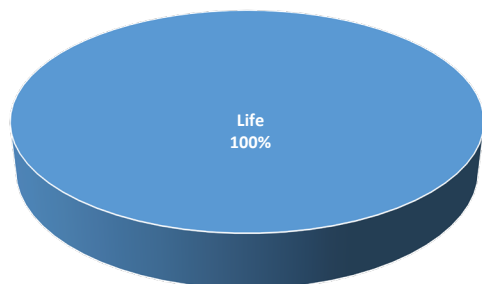
### Management

Mr. Mohammed Othman El-Deeb Chairman

Turnover (M EGP)	2020	2021	2022
Non-life	-	-	-
Structure	-	0%	0%
Life	-	933.68	1 113.33
Structure	-	100%	100%
Total	-	933.68	1 113.33

Key Figures (M EGP)	2019	2021	2022
Gross Premiums		933.68	1 113.33
Ceded Premiums		649.55	782.66
Net Retained Premiums		284.13	330.67
Net Claims Incurred		28.31	44.84
Investment Income			
Surplus		253.49	295.91
Total Assets		4 693.34	5 717.57

### Turnover by Line of Business in 2022



## Royal Insurance Company

Date of Establishment	2001
Paid Up Capital	250 Million EGP
Activity	Non-Life Insurer
Address	48 Mohi Al Din Abou Al Ezz, Ad Doqi, Giza Governorate.
Phone	+202 23 31 29 99
Fax	+202 33 35 26 97
Website	<a href="https://royalinsurance.com.eg">https://royalinsurance.com.eg</a>
Email	<a href="mailto:marketing@royal-ins.eg.com">marketing@royal-ins.eg.com</a>

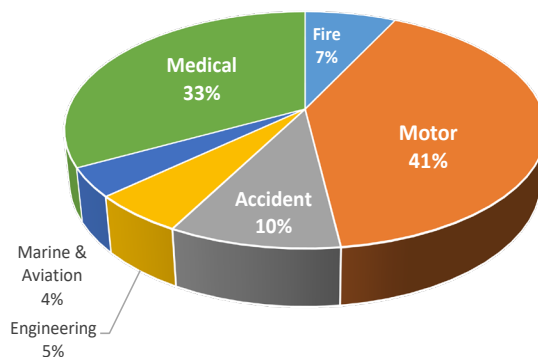
### Management

Mr Khaled Ben Omar Ben Gaser Chairman

Turnover (M EGP)	2020	2021	2022
Non-life	602.06	801.40	1 064.75
Structure	100%	100%	100%
Life	-	-	-
Structure			0%
Total	602.06	801.40	1 064.75

Key Figures (M EGP)	2020	2021	2022
Gross Premiums	602.06	801.40	1 064.75
Ceded Premiums	218.15	270.17	396.51
Net Retained Premiums	383.90	531.23	668.24
Net Claims Incurred	164.86	177.38	247.97
Investment Income	99.15	103.61	122.53
Net profit	89.25	106.12	140.89
Total Assets	1 217.29	1 374.54	1 641.92

### Turnover by Line of Business in 2022





### Suez Canal Insurance

Date of Establishment 02/10/1979  
 Paid Up Capital 230 Million EGP  
 Activity Non-Life Insurer  
 Address 31 Mohamed Kamel Morsi St. Mohandeseen, Giza.  
 Phone +202 37 60 10 51  
 Fax +202 33 35 40 70/09 81  
 Website [www.sci-egypt.com](http://www.sci-egypt.com)  
 Email [info@sci-egypt.net](mailto:info@sci-egypt.net)

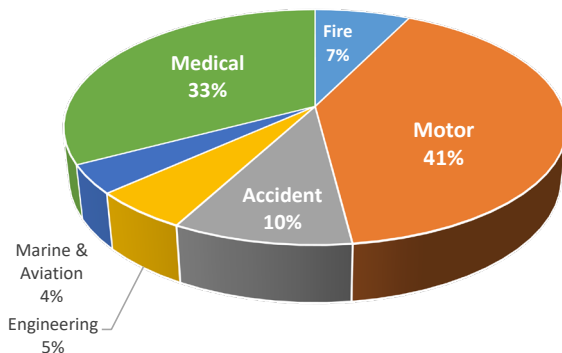
### Management

Mr Mohamed Adel Fathy Chairman  
 Mr. Mohammed Mahmoud Abd-Allah Managing Director

Turnover (M EGP)	2020	2021	2022
Non-life	1 001,01	1 114,28	1 322,94
Structure	100%	100%	100%
Life	-	-	-
Structure	0%	0%	0%
Total	1 001,01	1 114,28	1 322,94

Key Figures (M EGP)	2020	2021	2022
Gross Premiums	1 001.01	1 114.28	1 322.94
Ceded Premiums	491.94	516.34	701.55
Net Retained Premiums	509.07	597.94	621.39
Net Claims Incurred	194.97	214.12	220.95
Investment Income	130.43	99.26	-
Net profit	45.44	38.79	60.62
Total Assets	1 737.46	1 892.06	2 320.95

### Turnover by Line of Business in 2022



### Suez Canal Life

Date of Establishment 24/04/2012  
 Paid Up Capital 100 Million EGP  
 Activity Life Insurer  
 Address 56, Gamet Al Dewal Al Arabiya St., Elmohandesen, Giza, Egypt  
 Phone +202 33 35 53 59  
 Fax +202 33 35 56 16  
 Website [www.scli-egypt.com](http://www.scli-egypt.com)  
 Email [scli@scli-egypt.com](mailto:scli@scli-egypt.com)

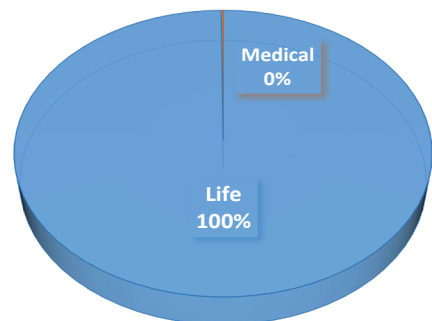
### Management

Mr. Mohamed Asem Baghdady Mr. Chairman  
 Dr.Said Gabr Chief Executive

Turnover (M EGP)	2020	2021	2022
Non-life	-	-	-
Structure	-	0%	0%
Life	560.4	673.1	576.2
Structure	100%	100%	100%
Total	560.36	673.14	576.24

Key Figures (M EGP)	2020	2021	2022
Gross Premiums	560.36	673.14	576.24
Ceded Premiums	82.34	122.67	93.31
Net Retained Premiums	478.01	550.47	482.93
Net Claims Incurred	34.29	40.91	70.05
Investment Income	164.01	158.71	166.75
Surplus	48.44	65.28	69.45
Total Assets	1 564.66	1 675.36	1 808.07

### Turnover by Line of Business in 2022



## United Insurance Company

Date of Establishment	2015
Paid Up Capital	235 Million EGP
Activity	Non-Life Insurer
Address	3 El Mesaha Square - Dokki - Giza. P.O. Box. 62 Orman - Egypt..
Phone	+202 33 36 81 01
Fax	+202 33 35 26 97
Website	<a href="http://www.unitedins-eg.com">www.unitedins-eg.com</a>
Email	

## Management

Mr. Atef Mahmoudi	Chairman
Mr. Khaled Abdel Sadeq	Managing Director

## Tokio Marine Egypt

Date of Establishment	05/10/2008
Paid Up Capital	60 Million EGP
Activity	Non-Life Insurer
Address	51, Beirut St., of Orouba Road, Heliopolis. Cairo.
Phone	+202 24 13 06 00
Fax	+202 24 17 93 63
Website	<a href="http://www.tokiomarine.com.eg">www.tokiomarine.com.eg</a>
Email	<a href="mailto:CustomerService@TokioMarine.com.eg">CustomerService@TokioMarine.com.eg</a>

## Management

Mr. Hironari Abuakuma	Chairman
Mr. Atsushi Yamakaga	Managing Director

Turnover (M EGP)	2019	2020	2021
Non-life	509.97	504.14	545.16
Structure		100%	100%
Life	-	-	-
Structure	-	-	-
Total	509.97	504.14	545.16

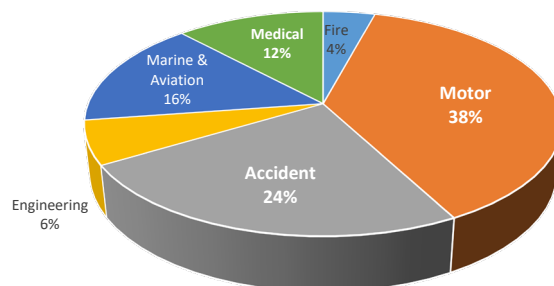
Key Figures (M EGP)	2019	2020	2021
Gross Premiums	509.97	504.14	545.16
Ceded Premiums	293.76	283.33	310.21
Net Retained Premiums	216.22	220.81	234.95
Net Claims Incurred	74.56	82.01	86.44
Investment Income	12.04	132.52	97.25
Net profit	92.22	112.29	88.16
Total Assets	997.83	1 053.73	1 106.75

Turnover (M EGP)	2020	2021	2022
Non-life	190.00	220.50	236.68
Structure	100%	100%	100%
Life	-	-	-
Structure			0%
Total	190.00	220.50	236.68

Key Figures (M EGP)	2020	2021	2022
Gross Premiums	190.00	220.50	236.68
Ceded Premiums	106.29	117.35	126.32
Net Retained Premiums	83.71	103.14	110.36
Net Claims Incurred	42.90	58.78	54.53
Investment Income	45.48	-	-
Net profit			
Total Assets	482.83	540.44	605.76

## Turnover by Line of Business in 2021

## Turnover by Line of Business in 2022





## Tokio Marine Egypt Family Takaful

Date of Establishment	05/10/2008
Paid Up Capital	159 Million EGP
Activity	Life Insurer
Address	51, Beirut St., of Orouba Road, Heliopolis. Cairo.
Phone	+202 24 13 06 00
Fax	+202 24 17 93 63
Website	<a href="http://www.tokiomarine.com.eg">www.tokiomarine.com.eg</a>
Email	<a href="mailto:CustomerService@TokioMarine.com.eg">CustomerService@TokioMarine.com.eg</a>

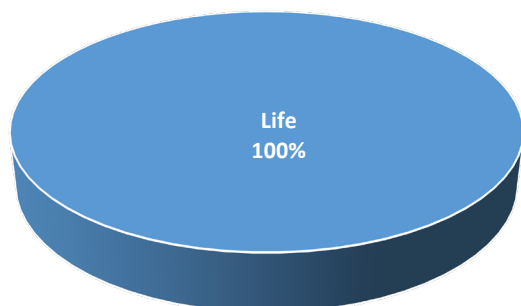
### Management

Mr. Hironari Abuakuma	Chairman
Mr. Masaya Inagaki	Managing Director

Turnover (M EGP)	2019	2020	2021
Non-life	-	-	-
Structure			
Life	42.29	42.29	49.91
Structure	100%	100%	100%
Total	42.29	42.29	49.91

Key Figures (M EGP)	2019	2020	2021
Gross Premiums	42.29	42.29	49.91
Ceded Premiums	32.96	34.10	40.48
Net Retained Premiums	9.33	8.19	9.43
Net Claims Incurred	3.20	3.45	6.13
Investment Income	6.30	3.98	-
Surplus	-	-	-
Total Assets	274.56	265.71	248.69

### Turnover by Line of Business in 2021



## Wethaq for Takaful Insurance Co.

Date of Establishment	14/02/2008
Paid Up Capital	150 Million EGP
Activity	Non-Life Insurer
Address	25 Mosadak St. Dokki - Gizza.
Phone	+202 25 32 08 99
Fax	+202 37 62 32 71
Website	<a href="http://www.wethaq-egypt.com">www.wethaq-egypt.com</a>
Email	<a href="mailto:wethaq@wethaq-egypt.com">wethaq@wethaq-egypt.com</a>

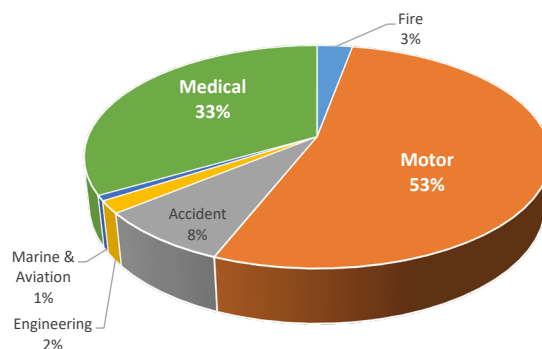
### Management

Mr Anter El-Sayed	Chairman
Mr Adel Fatouri	Managing Director

Turnover (M EGP)	2020	2021	2022
Non-life	519.11	603.38	718.53
Structure	100%	100%	100%
Life	-	-	-
Structure	0%	0%	0%
Total	519.11	603.38	718.53

Key Figures (M EGP)	2020	2021	2022
Gross Contribution	519.11	603.38	718.53
Ceded Contribution	121.35	115.12	142.63
Net Retained Contribution	397.76	488.26	575.89
Net Claims Incurred	230.83	301.42	354.26
Investment Income	95.02	99.04	100.14
Net Profit	65.87	56.14	57.76
Total Assets	989.91	1 107.36	1 474.04

### Turnover by Line of Business in 2022



### Misr Takaful Insurance Company (Property- Liability)

Date of Establishment	14/01/2017
Paid Up Capital	164 Million EGP
Activity	Non-Life Insurer
Address	28 Talaat Harb Street- Downtown, Cairo.
Phone	(+202) 25 75 23 45 - 25 75 23 46
Fax	(+202) 37 60 91 83
Website	<a href="http://www.misr-takaful.com">www.misr-takaful.com</a>
Email	<a href="mailto:info@misr-takaful.com">info@misr-takaful.com</a>

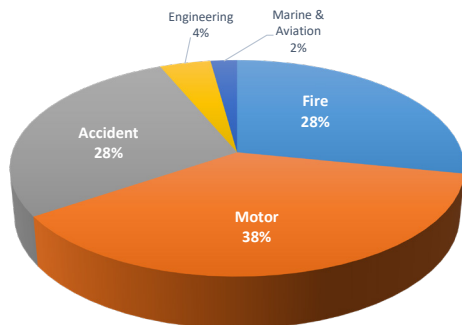
### Management

Mr. Ahmed Shawky Chairman

Turnover (M EGP)	2020	2021	2022
Non-life	194.76	219.62	304.62
Structure	100%	100%	100%
Life	-	-	-
Structure	0%	0%	0%
Total	194.76	219.62	304.62

Key Figures (M EGP)	2020	2021	2022
Gross Premiums	194.76	219.62	304.62
Ceded Premiums	142.95	159.82	125.27
Net Retained Premiums	51.80	59.80	179.35
Net Claims Incurred	-27.91	-20.06	-52.80
Investment Income	20.52	18.88	24.07
Net profit	9.68	6.72	22.45
Total Assets	278.03	314.94	440.99

### Turnover by Line of Business in 2022



### Ratings

Agency	Rating	Outlook
AM Best	B++ (Good)	Stable

### Wafa Life Insurance Egypt

Date of Establishment	01/01/2020
Paid Up Capital	150 Million EGP
Activity	Life Insurer
Address	Star Capital 1- third floor – City Stars, Ali Rashed Street- Nasr City , Cairo, Egypt.
Phone	(202) 24 80 14 84 (202) 33 35 56 16
Fax	
Website	<a href="http://www.wafalifeinsurance.com">www.wafalifeinsurance.com</a>
Email	<a href="mailto:hicham.abouyoub@wafalifeinsurance.com">hicham.abouyoub@wafalifeinsurance.com</a>

### Management

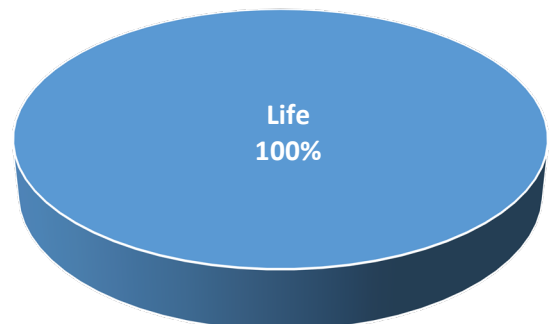
Mr. ADEL Boulfroui Chairman

Mr. Hisham Abu Ayoub Managing Director

Turnover (M EGP)	2019	2020	2021
Non-life	-	-	-
Structure	-	-	-
Life	431.7	551.09	415.98
Structure	100%	100%	100%
Total	431.69	551.09	415.98

Key Figures (M EGP)	2019	2020	2021
Gross Premiums	431.69	551.09	415.98
Ceded Premiums	96.52	113.41	47.93
Net Retained Premiums	335.18	437.68	368.05
Net Claims Incurred	269.26	328.49	281.97
Investment Income	70.29	100.45	138.56
Surplus	11.75	18.28	34.26
Total Assets	850.40	1 023.31	1 171.03

### Turnover by Line of Business in 2020





## Sarwa Insurance

Date of Establishment 01/01/2018  
 Paid Up Capital 100 Million EGP  
 Activity Non-Life Insurer  
 Address 7 Champollion Rd, Ismailia, Qasr El Nil, Cairo Governorate, Egypt.  
 Phone 202 25740455  
 Fax  
 Website <https://sarwa.insurance>  
 Email

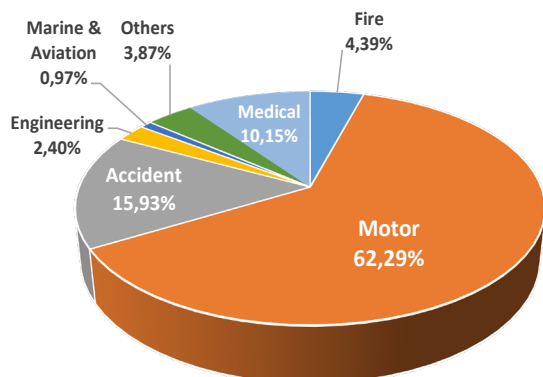
## Management

Mr. Hazem Amrou Mahmoud Chairman  
 Moussa

Turnover (M EGP)	2020	2021	2022
Non-life	158.76	300.31	440.59
Structure	100%	100%	100%
Life	-	-	-
Structure			%0
Total	158.76	300.31	440.59

Key Figures (M EGP)	2020	2021	2022
Gross Premiums	158.76	300.31	440.59
Ceded Premiums	23.65	57.37	104.12
Net Retained Premiums	135.11	242.94	336.47
Net Claims Incurred	39.81	103.94	170.38
Investment Income	12.11	25.22	35.20
Net profit	2.42	5.03	14.00
Total Assets	205.36	314.07	481.17

## Turnover by Line of Business in 2022



## Sarwa Life

Date of Establishment 01/04/2018  
 Paid Up Capital 100 Million EGP  
 Activity Life Insurer  
 Address 7 Champollion Rd, Ismailia, Qasr El Nil, Cairo Governorate 4272111, Egypt.  
 Phone (202)25757775  
 Fax  
 Website <https://sarwa.insurance/sarwa-Life>  
 Email

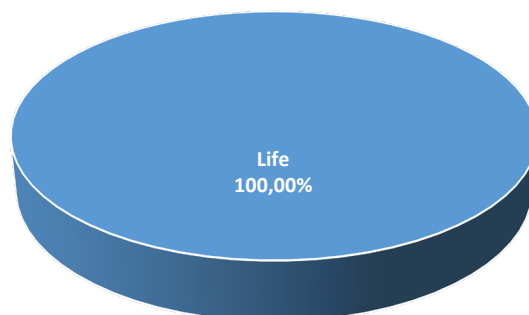
## Management

Mr Adel Mounir Abdelhamid Chairman  
 Mr Rimah Asaad Managing Director

Turnover (M EGP)	2020	2021	2022
Non-life	58.76	106.51	326.59
Structure		100%	100%
Life	-	-	-
Structure	0%	0%	0%
Total	58.76	106.51	326.59

Key Figures (M EGP)	2020	2021	2022
Gross Premiums	58.76	106.51	326.59
Ceded Premiums	30.94	54.76	130.36
Net Retained Premiums	27.83	51.75	196.23
Net Claims Incurred	2.84	13.37	38.06
Investment Income	14.94		
Net profit	2.69	-0.69	17.33
Total Assets	141.90	166.02	368.43

## Turnover by Line of Business in 2022





## ■ LIBYA

---



## Libye

Superficie	: 1 759 540 km <sup>2</sup>
Capitale	: Tripoli
Villes principales	: Tripoli, Benghazi, Misrata et El Beïda
Langue officielle	: Arabe, Amazigh
Monnaie	: Dinar Libyen (LYD)
Fête nationale	: 17 Février
Population	: 6 244 174 habitants
Réligion	: L'Islam

### Le Marché de l'Assurance

Autorité de contrôle	: Libyan Insurance Supervision And Controlling Authority
Nombre de compagnies	: 18 Dont 4 cotées en bourse
Nombre de réassureurs	: 0
Nombre de courtiers	: 10
Cession Obligatoire	: N/a
Capital min. requis	Assureurs : 8 Million \$ Réassureurs : 25 Million \$
Assurance obligatoire	: La Responsabilité Civile Auto

## Libya

Area	: 1 759 540 km <sup>2</sup>
Capital	: Tripoli
Largest cities	: Tripoli, Benghazi, Misrata & El Beïda
Official Language	: Arab
Currency	: Libyan Dinar (LYD)
National holiday	: 17 February
Population 2018	: 6 244 174
Religion	: Islam

### Insurance Market

Supervisory Authority	: Libyan Insurance Supervision And Controlling Authority
Number of licensed companies	: 18 Including 4 publicly-traded companies
Reinsurers	: 01
Re/Insurance Brokers	: 10
Mandatory cessions	: No
Minimum required capital	Insurance Co : 8 Million \$ Reinsurance Co : 25 Million \$
Compulsory Insurance	: Motor Liabilities

## Ranking of Libyan Insurance Companies

### By Annual Turnover

(M LYD)

Company	2020	2021	2022	Evol. 20/22
African Insurance Company	49,10	49,10		
Aletehadiya Insurance Company	3,92	3,90		-0.5%
International Insurance Company	13 621 509	16 043 872	23 255 994	17.8%
AL-Yossr Takaful Insurance Co.	25 763 358	51 588 311	46 835 514	100,2%
Tibesty Insurance Company			7,63	
Libo Insurance Company	18 449 220	65 320 000		254,1%
Qafela Insurance Company	3 303 751,32			-100,0%
Al Mokhtar Insurance Company	578 888,62	2 148 133,13	5 935 666,06	271,1%
Alawael insurance company	4 392 120,68	3 359 738,76		-23,5%
Al Namaa Insurance Company	976 370,76			-100,0%
Libya Insurance Company	122 291 768,40	287 754 511,31	294 382 400,66	135,3%
<b>TOTAL</b>	<b>189 377 040</b>	<b>426 214 619</b>	<b>370 409 582</b>	<b>-13,09%</b>



## Libya Insurance Company

Date of Establishment	1964
Paid Up Capital	70 Million LYD
Activity	Composite Insurer
Address	Sanaa Steet, Aman Building, N°10.07.383 Tripoli.
Phone	+218 21 4444 150
Fax	+218 21 4444 176
Website	<a href="http://www.libtamin.ly">www.libtamin.ly</a>
Email	<a href="mailto:infolt@libtamin.ly">infolt@libtamin.ly</a>

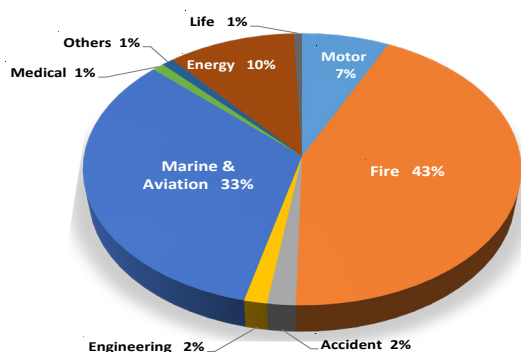
### Management

Mr. Hafez Muhammad Omran	Chairman
Mr. Milad Abdulmajid	General Manager

Turnover (LYD)	2020	2021	2022
Non-life	121 032 493	285 813 311	292 217 138
Structure	84.2%	84.3%	99.3%
Life	1 259 275	1 941 200	2 165 263
Structure	15.8%	15.7%	0.7%
Total	122 291 768.40	287 754 511.31	294 382 400.66

Key Figures (LYD)	2020	2021	2022
Gross Premiums	122 291 768	287 754 511	294 382 401
Ceded Premiums	75 073 222	239 632 132	235 419 713
Net Retained Premiums	47 218 546	48 122 379	58 962 688
Net Claims Incurred	26 451 994	32 989 122	352 040 827
Loss Ratio	56.0%	68.6%	597.1%
Investment Income	8 593 837.73	16 325 233.43	10 322 681,26
Net profit	7 685 242.79	10 996 918.25	7 308 870,07
Total Assets	609 447 747	835 626 953	609 447 747

### Turnover by Line of Business in 2022



## United Insurance Company

Date of Establishment	1997
Paid Up Capital	20 Million LYD
Activity	Composite Insurer
Address	Tripoli Tower - 2 <sup>nd</sup> Floor Tripoli - Libya.
Phone	+218 335 11 40 - 49
Fax	+218 335 11 50/51
Website	<a href="http://www.muttahida.ly">www.muttahida.ly</a>
Email	<a href="mailto:united@muttahida.ly">united@muttahida.ly</a>

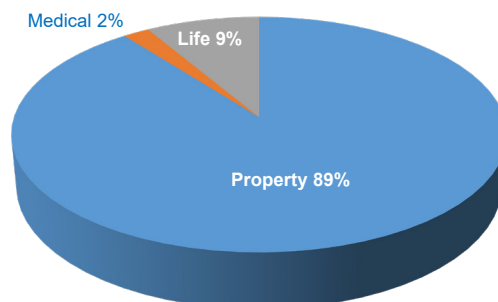
### Management

Mr. Abdurazag Belaid Tarhuni	Chairman
Mr. Ali Byram	Vice Chairman & General Manager

Turnover (LYD)	2016	2017	2018
Non-life	47 889 831	27 409 477	21 018 189
Structure	87.1%	80.8%	86.7%
Life	7 089 112	6 516 965	3 232 143
Structure	12.9%	19.2%	13.3%
Total	54 978 943	33 926 442	24 250 332

Key Figures (LYD)	2016	2017	2018
Gross Premiums	54 981 886		
Ceded Premiums	43 110 708		
Net Retained Premiums	11 871 178		
Net Claims Incurred	35 828 294		
Loss Ratio	65,2%		
Investment Income			
Net profit	2 915 961		
Total Assets	31 808 538		

### Turnover by Line of Business in 2018





## Alchark Alawsat Insurance Company

Date of Establishment	2014
Paid Up Capital	3.3 Million LYD
Activity	Composite Insurer
Address	Zenata Alfornaj Road - Tripoli.
Phone	+218 4 62 95 80 - 84
Fax	+218 4 62 25 82
Website	<a href="http://www.meins-ly.com">www.meins-ly.com</a>
Email	<a href="mailto:info@meins-ly.com">info@meins-ly.com</a>

### Management

Mr. Alhusin Khalil Abdel Daim	Chairman
Mr. Adnan Hussein Achton	General Manager

## AL-MUKHTAR Insurance Company

Date of Establishment	19/10/2010
Paid Up Capital	10 Million LYD
Activity	Medical Insurer
Address	Zawiat Al-Dahmany - Tripoli, Libya.
Phone	+218 21 279 44 92
Fax	+218 21 36 10 013
Website	<a href="http://www.almukhtar.com.ly">www.almukhtar.com.ly</a>
Email	<a href="mailto:info@almukhtar.ly">info@almukhtar.ly</a>

### Management

Mr. Momer Qmair Mohammde Titish	Chairman
Mr. Ahmed Mohammed Almejrab	General Manager

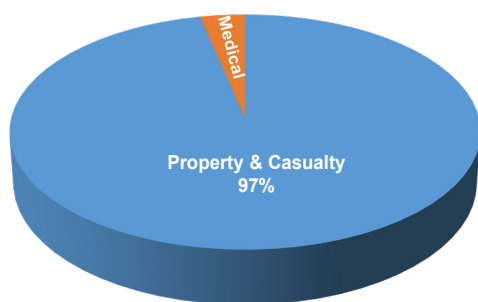
Turnover (LYD)	2017	2018	2019
Non-life	913 635	2 161 400	2 913 286
Structure	99.7%	97.9%	96.7%
Life	2 704	47 284	100 457
Structure	0.3%	2.1%	3.3%
Total	916 339	2 208 684	3 013 743

Key Figures (LYD)	2017	2018	2019
Gross Premiums	913 635	2 161 400	2 913 286
Ceded Premiums	90 755	80 898	44 804
Net Retained Premiums	822 880	2 080 502	2 868 482
Net Claims Incurred	-	212 317	7 000
Loss Ratio		10.2%	0.24%
Net profit / Loss	203 011	217 108	453 834
Total Assets	5 997 339	6 880 993	8 469 294

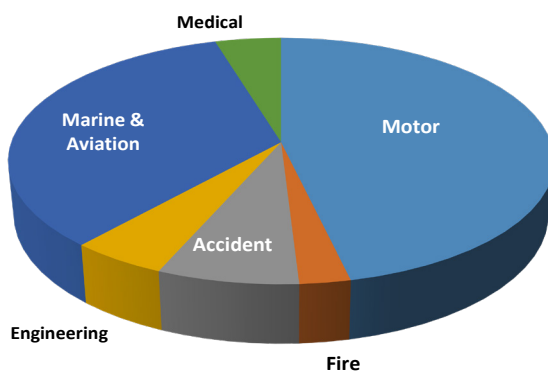
Turnover (LYD)	2020	2021	2022
Non-life	578 889	2 148 133	5 935 666
Structure	99,2%	100,0%	100,0%
Life		-	-
Structure	0.8%	0.0%	0.0%
Total	578 889	2 148 133	5 935 666

Key Figures (LYD)	2020	2021	2022
Gross Premium Income	578 889	2 148 133	5 935 666
Ceded Premiums	115 828	408 894	1 565 965
Net Retained Premiums	463 061	1 739 239	4 369 702
Net Claims Incurred	1 055 148	1 398 324	1 211 724
Net profit	-457 738	245 279	28 225
Total Assets	7 818 973	13 740 564	13 519 843

### Turnover by Line of Business in 2019



### Turnover by Line of Business in 2021





## Aletehadiya Insurance Company

Date of Establishment 01/01/2010  
 Paid Up Capital 7.5 Million LYD  
 Activity Takaful Insurer  
 Address Zawia Street- Misrata  
 Phone (218) 51 26 61 286/287  
 Fax (218) 21-51 26 61 278  
 Website [www.aletehadiya.ly](http://www.aletehadiya.ly)  
 Email [info@aletehadiya.ly](mailto:info@aletehadiya.ly)

### Management

Dr. Abdullah A. Khoja Chairman  
 Mr. Kamal-Eddin Omar Bade General Manager

Turnover (LYD)	2020	2021	2022
Non-life	3,92	3,9	0
Structure		100,0%	
Life			
Structure		0,0%	
Total	3,92	3,90	-

Key Figures (LYD)	2020	2021	2022
Gross Premiums	3,92	3,90	
Ceded Premiums			
Net Retained Premiums			
Net Claims Incurred			
Loss Ratio			
Net profit			
Total Assets	5,320	5,45	

### Turnover by Line of Business in 2021



## AL-Yossr Takaful Insurance Co.

Date of Establishment 28/01/2015  
 Paid Up Capital 7.33 Million LYD  
 Activity Takaful Insurer  
 Address Av. Ali Ibn Abi Taleb - Alseakah Road, Tripoli. Libya.  
 Phone +218 21 36 21 307  
 Fax +218 21 36 21 309  
 Website [www.yti.ly](http://www.yti.ly)  
 Email [info@yti.ly](mailto:info@yti.ly)

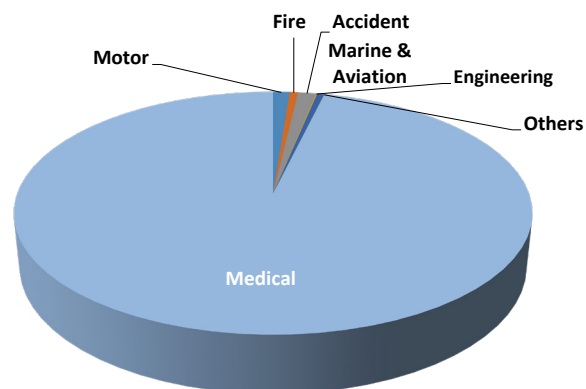
### Management

Mr. Salah Almahdi Alzwawi General Manager

Turnover (LYD)	2020	2021	2022
Non-life	25 763 358	51 588 311	46 835 514
Structure		99,8%	98,0%
Life	292 751	87 220	959 519
Structure		0,2%	2,0%
Total	26 056 109	51 675 531	47 795 033

Key Figures (LYD)	2020	2021	2022
Gross Premiums	25 763 358	51 588 311	46 835 514
Ceded Premiums	-	-	-
Net Retained Premiums	-	-	-
Net Claims Incurred	-	-	-
Loss Ratio		-	
Net profit			
Total Assets			

### Turnover by Line of Business in 2022



## LIBO

Date of Establishment	2005
Paid Up Capital	7.563 Million LYD
Activity	Non-Life Insurer
Address	11 July St. Tripoli – Libya
Phone	+218 21 - 361 0031
Fax	+218 21 - 361 0032
Website	<a href="http://www.libo.com.ly">www.libo.com.ly</a>
Email	<a href="mailto:info@libo.com.ly">info@libo.com.ly</a>

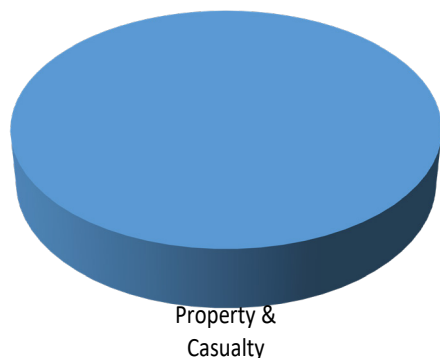
## Management

Mr. Nabil Ahmed Farhat	Chairman & General Manager
Eng. Hussain Salah Farhat	Vice Chairman

Turnover (LYD)	2020	2021	2022
Non-life	18 449 220	65 320 000	
Structure			
Life		-	-
Structure		-	-
Total	18 449 220	65 320 000	

Key Figures (LYD)	2020	2021	2022
Gross Premium Income			
Ceded Premium			
Net Retained Premium			
Net Incurred Claims			
Loss Ratio			
Net profit	2 687 169	9 200 000	
Total Assets	42 914 490	147 200 000	

## Turnover by Line of Business in 2021



## Qafela Insurance Company

Date of Establishment	2009
Paid Up Capital	30 Million LYD
Activity	Non - Life Insurer
Address	Seven area near the traffic light - Libya.
Phone	+218 214 626 930 - 32
Fax	+218 336 23 73 - 336 23 74
Website	<a href="http://www.qafelainsurance.ly">www.qafelainsurance.ly</a>
Email	<a href="mailto:qic@qafelainsurance.ly">qic@qafelainsurance.ly</a>

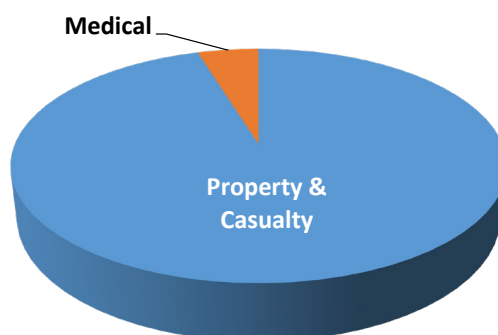
## Management

Mr. Musa al-Shaibani Elnaas	Chairman
Mr. Mokhtar Mohamed Daira	General Manager

Turnover (LYD)	2020	2021	2022
Non-life	3 303 751		
Structure	100,0%		
Life			
Structure			
Total	3 303 751,32		

Key Figures (LYD)	2020	2021	2022
Gross Premiums	3 303 751		
Ceded Premiums	945 879		
Net Retained Premiums	2 357 873		
Net Claims Incurred			
Investment Income	200 000,0		
Net profit	-180 000		
Total Assets	37 232 043		

## Turnover by Line of Business in 2020



### Sahara Insurance Company

Date of Establishment 2004  
 Paid Up Capital 15 Million LYD  
 Activity Composite Insurer  
 Address Tariq Shat Al Hensher Tripoli. Libya.  
 Phone +218 35 04 493 / 35 13 982  
 Fax +218 35 12 988  
 Website [www.sic.ly](http://www.sic.ly)  
 Email [info@sic.ly](mailto:info@sic.ly)

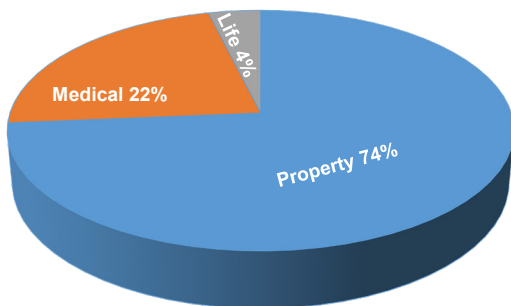
### Management

Mr. Abdul Almawla Ali Al-Ghaly Chairman  
 Mr. Mohamed Redha M. Mejrab CEO

Turnover (LYD)	2017	2018	2019
Non-life	2 940 772	6 020 828	5 433 608
Structure	58.7%	96.4%	73.7%
Life	2 065 378	224 080	1 940 466
Structure	41.3%	3.6%	26.3%
Total	5 006 150	6 244 908	7 374 074

Key Figures (LYD)	2017	2018	2019
Gross Premiums	5 006 150	6 244 908	7 374 074
Ceded Premiums			
Net Retained Premiums			
Net Claims Incurred			
Loss Ratio			
Net profit			
Total Assets			

### Turnover by Line of Business in 2019



### International Insurance Company

Date of Establishment 2016  
 Paid Up Capital 50 Million LYD  
 Activity Composite Insurer  
 Address 20 Ramadan st. Suk al Jomaa - Tripoli. Libya.  
 Phone +218 2172 26 662  
 Fax +218 21-35 14 201  
 Website [www.inc.com.ly](http://www.inc.com.ly)  
 Email [info@inc.com.ly](mailto:info@inc.com.ly)

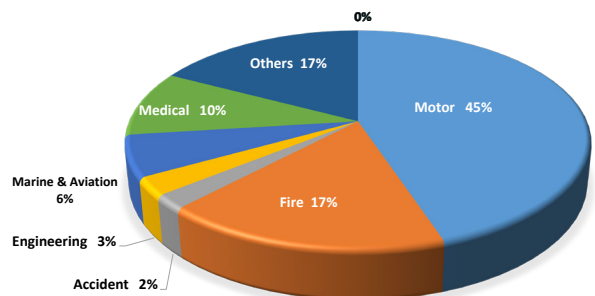
### Management

Mr. Naseer F. Ben Salem Chairman & General  
 Mr. Lutfi Abdalaziz Shagan Manager Vice Chairman

Turnover (LYD)	2020	2021	2022
Non-life	13 621 509	16 043 872	23 255 994
Structure	100%	100%	100%
Life			
Structure			
Total	13 621 509	16 043 872	23 255 994

Key Figures (LYD)	2020	2021	2022
Gross Premiums	13 621 509	16 043 872	23 255 994
Ceded Premiums	1 771 841	2 755 634	3 437 092
Net Retained Premiums	11 849 668	13 288 238	19 818 902
Net Claims Incurred	1 771 841	2 755 634	3 437 092
Loss Ratio	15%	20.7%	17.3%
Net profit	1 158 581	310 682	644 956
Total Assets	3 518 016	4 461 891	5 857 756

### Turnover by Line of Business in 2021





## Tibesty Insurance Company

Date of Establishment	01/11/2011
Paid Up Capital	3 Million LYD
Activity	Composite Insurer
Address	Alwadi St. Tripoli Center Tripoli. Libya.
Phone	+218 21-3346538
Fax	+218 33 465 40
Website	<a href="http://www.tibesty.ly">www.tibesty.ly</a>
Email	<a href="mailto:info@tibesty.ly">info@tibesty.ly</a>

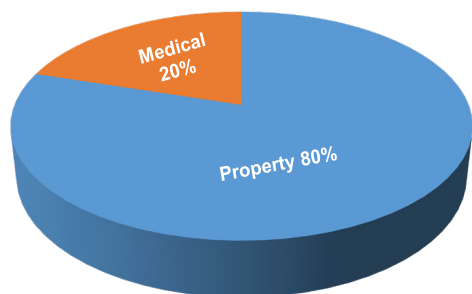
### Management

Mr. Mustafa M. Almery General Manager

Turnover (LYD)	2017	2018	2019
Non-life	3 880 655	12 013 310	7 861 662
Structure	70.8%	89.5%	81.9%
Life	1 597 329	1 414 426	1 732 694
Structure		10.5%	18.1%
Total	5 477 984	13 427 736	9 594 356

Key Figures (LYD)	2017	2018	2019
Gross Premiums	5 477 984	13 427 736	9 594 356
Ceded Premiums	5 477 984	10 607 911	7 483 598
Net Retained Premiums		2 819 825	2 110 758
Net Claims Incurred			
Loss Ratio			
Net profit			
Total Assets			

### Turnover by Line of Business in 2019



## Trust Insurance Company

Date of Establishment	2006
Paid Up Capital	11 Million LYD
Activity	Composite Insurer
Address	Bab Bin Gashear - Tripoli. Libya.
Phone	(218) 3621661 / 71
Fax	(218) 3621672/73
Website	<a href="http://www.trustgroup.com.ly">www.trustgroup.com.ly</a>
Email	<a href="mailto:trustinsurance@trustgroup.com.ly">trustinsurance@trustgroup.com.ly</a>

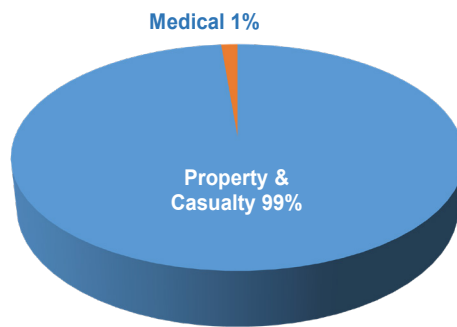
### Management

Dr. Belkassem Al-Barouni Chairman  
Mr. Mahmoud Suliman Jrafa General Manager

Turnover (LYD)	2017	2018	2019
Non-life	8 187 083	5 323 822	5 504 631
Structure	82.3%	79.5%	94.1%
Life	1 756 571	1 371 501	347 996
Structure	17.7%	20.5%	5.9%
Total	9 943 654	6 695 323	5 852 627

Key Figures (LYD)	2017	2018	2019
Gross Premiums	9 943 654	6 695 323	6 492 141
Ceded Premiums			
Net Retained Premiums			
Net Claims Incurred			
Loss Ratio			
Net profit			
Total Assets			

### Turnover by Line of Business in 2019



### Takaful Insurance Company

Date of Establishment	2007
Paid Up Capital	10 Million LYD
Activity	Takaful Insurer
Address	Graji Next To Republic Bank In Font of The Iraqi Embassy, Tripoli. Libya.
Phone	+218 71 400 10 /20/30
Fax	+218 71 400 40
Website	<a href="http://www.takafuly.com">www.takafuly.com</a>
Email	<a href="mailto:info@takafuly.com">info@takafuly.com</a>

### Management

Mr. Basher A. Khat Chairman & General Manager

### Wathika Health Insurance Company

Date of Establishment	2015
Paid Up Capital	10 Million LYD
Activity	Health Insurer
Address	Avenue Andalus - Tripoli. Libya.
Phone	(218) 214 782 380
Fax	(218) 214 782 380
Website	
Email	<a href="mailto:info@whi.ly">info@whi.ly</a>

### Management

Mr. Ali Abdullah Al-Ghunaimi Chairman & CEO

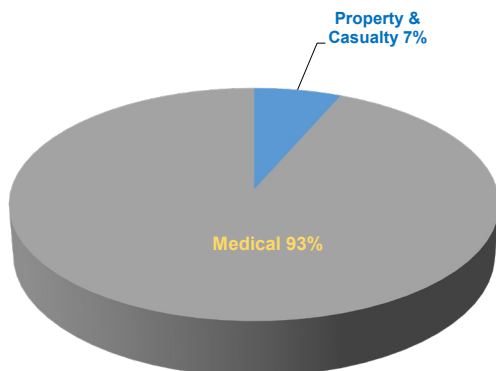
Turnover (Million LYD)	2020	2021	2022
Non-life	1 219 861	2 281 308	-
Structure	3.3%	6.1%	
Life	35 944 727	35 156 201	-
Structure	96.7%	93.9%	
Total	37 164 588	37 437 509	-

Key Figures (LYD)	2020	2021	2022
Gross Premiums	37 164 588	37 437 509	
Total Assets			

Turnover (LYD)	2015	2016
Non-life	-	-
Structure	-	-
Life	6 019 889	22 629 775
Structure	100%	100%
Total	6 019 889	22 629 775

Key Figures (LYD)	2015	2016
Gross Premiums	6 019 889	22 629 775
Ceded Premiums	-	-
Net Retained Premiums	6 019 889	22 629 775
Net Claims Incurred	2 457 264	14 732 149
Loss Ratio	40.8%	65.1%
Net profit		-1 188 162
Total Assets		2 359 789

### Turnover by Line of Business in 2019



### Turnover by Line of Business in 2016



## International Insurance Group

Date of Establishment 2016  
 Paid Up Capital 10 Million LYD  
 Activity Composite Insurer  
 Address Tripoli Sikka St - Tripoli. Libya.  
 Phone (218) 213 636 154  
 Fax (218) 3608141  
 Website [www.iig.ly](http://www.iig.ly)  
 Email [info@iig.ly](mailto:info@iig.ly)

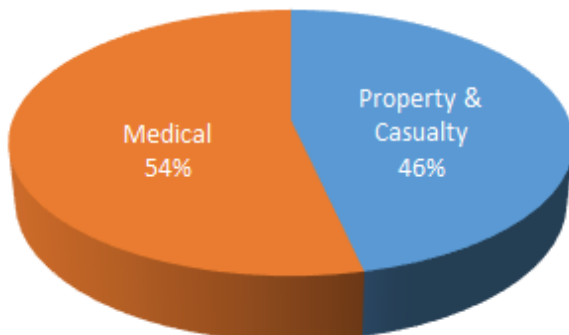
### Management

Mr. Abdulrhman Allafi Saad Chairman  
 Mr. Salah Addin Sulaiman Saakkoh Vice Chairman

Turnover (LYD)			2018
Total			6 420 394

Key Figures (LYD)			2018
Gross Premiums			8 355 158
Ceded Premiums			7 625 330
Net Retained Premiums			729 828
Net Claims Incurred			1 912 884
Loss Ratio			262.1%
Total Assets		-	11 898 959

### Turnover by Line of Business in 2018



## Amana Insurance Company

Date of Establishment 2016  
 Paid Up Capital 10 Million LYD  
 Activity Composite Insurer  
 Address Bilkhir St. Tripoli - Libya  
 Phone +218 3213344061-213344050  
 Fax +218 334 4050  
 Website [info@amanainsurance.ly](mailto:info@amanainsurance.ly)  
 Email [info@amanainsurance.ly](mailto:info@amanainsurance.ly)

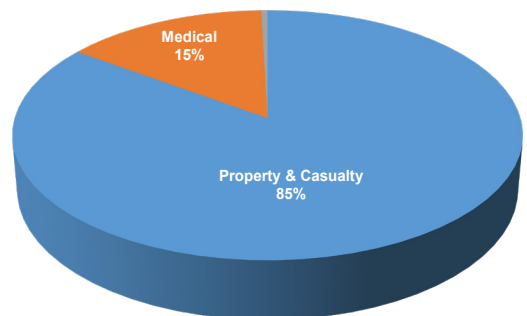
### Management

Mr. Ahmed Abdulsalam Mohamed Hassan Chairman  
 Mr. Abdulla Abu Algasem Abdulla Vice Chairman  
 Mr. Misbah Gasem Aga General Manager

Turnover (LYD)			2017	2018
Non-life			2 322 671	3 715 451
Structure			100%	100%
Total			2 322 671	3 715 451

Key Figures (LYD)			2017	2018
Gross Premiums			2 322 671	3 715 451
Total Assets				

### Turnover by Line of Business in 2018



## Libyan Social Security Insurance Company

Date of Establishment	2017
Paid Up Capital	10 Million LYD
Activity	Non-Life Insurer
Address	Al-hadaa'iq – Third Ring Road. Benghazi Libya.
Phone	+218 09 10 00 53 52 - 09 48 60 75 19
Fax	+218 61 220 947
Website	<a href="http://www.lssic.ly">www.lssic.ly</a>
Email	<a href="mailto:info@lssic.ly">info@lssic.ly</a>

### Management

Mr. Abdalla Mohamed	Chairman
Mr. Adel Abdulaziz Soutan	General Manager

## Sabaq Insurance Company

Date of Establishment	2018
Paid Up Capital	10 Million LYD
Activity	Composite Insurer
Address	The main branch, Tripoli: 17 February Street (the former Republic), Mansoura district, Tripoli - Libya.
Phone	+218 21 36 21 34 35
Fax	+218 21 36 16 271
Website	<a href="https://sabaqinsure.ly">https://sabaqinsure.ly</a>
Email	<a href="mailto:info@sabaqinsure.ly">info@sabaqinsure.ly</a>

### Management

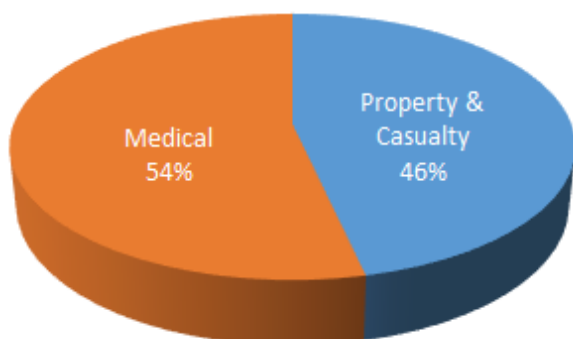
Mr. Ibrahim AbdelSalam Salah	Chairman
Mr. ABDULFATTAH A GHAFAR	Vice Chairman
Mr. WALID K BAZELYA	General Manager

Turnover (LYD)	2018	2019	2020
Non-life	1 714 825	3 818 228	
Structure	91.7%	98.7%	
Life	155 133	48 587	-
Structure	8.3%	1.3%	
Total	1 869 958	3 866 815	-

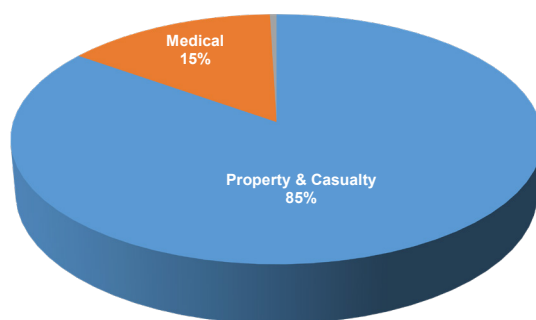
Key Figures (LYD)	2018	2019	2020
Gross Premiums	1 869 959	3 515 799	-
Ceded Premiums	392 092	417 340	-
Net Retained Premiums	1 477 866	3 098 459	
Investment Income	10 139 108	12 307 219,5	
Net profit	7 333 912	8 204 349	
Total Assets	61 955 168	67 200 148	

Key Figures (LYD)	2018	2019	2020
Gross Premiums	-	1 119 725	-
Net Retained Premiums		73 665	
Net profit	-58 965	-1 350 391	
Total Assets	3 099 542	2 373 207	31 271 214

### Turnover by Line of Business in 2018



### Turnover by Line of Business in 2020





## Alawael Insurance Group

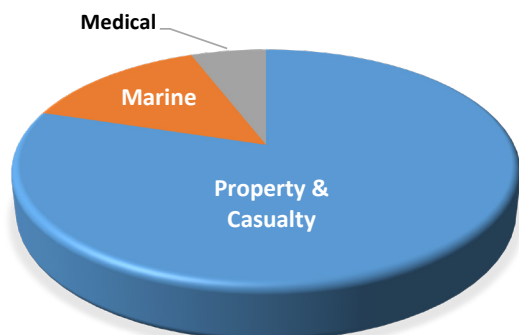
Date of Establishment 2016  
 Paid Up Capital 10 Million LYD  
 Activity Composite Insurer  
 Address Garden City | Benghazi, Libya.  
 Phone (218) 09 13 23 08 89  
 Fax (218) 61 22 64 45  
 Website  
 Email [info@alawael.ly](mailto:info@alawael.ly)

### Management

Mr. Faraj Khalifa Belkacem Chairman  
 Mr. Fathi Rashid Sas General Manager

Key Figures (LYD)	2020	2021	2022
Gross Premiums	4 392 120,68	3 359 738,76	
Ceded Premiums	-438 633,50	-885 238,08	
Net Retained Premiums	4 830 754,18	4 244 976,84	
Net Claims Incurred	478 450,00	1 305 600,00	
Net profit	917 367,27	279 464,66	
Total Assets	14 923 685,04	16 731 014,19	

### Turnover by Line of Business in 2021



## Al Namaa Insurance Company

Date of Establishment 2020  
 Paid Up Capital 35590 Million LYD  
 Activity Composite Insurer  
 Address Tourism opposite the Oil Institute, Tripoli, Libya  
 Phone +218 091 022 43 33  
 Fax +218 091 022 42 22

### Management

Mr. Saad Al-Din Al-Hadi Muhammad Chairman  
 Mr. Murad Friday Salvation General Manager

Turnover (LYD)	2020	2021	2022
Non-life	976 371		
Structure	100%		
Total	976 370,76		

Key Figures (LYD)	2020	2021	2022
Gross Premiums			
Net profit	2 763,2		
Total Assets	17 801,38		

## African Insurance Company

Date of Establishment 2004  
 Paid Up Capital 10 Million LYD  
 Activity Composite Insurer  
 Address Aseka Street Tripoli, Libya.  
 Phone +218 21-36 06 544/545  
 Fax +218 21-36 06 546/547  
 Website [www.aic.ly](http://www.aic.ly)  
 Email [info@aic.ly](mailto:info@aic.ly)

### Management

Mr. Abd Al Mhsen Aswisi Chairman

Turnover (LYD)	2020	2021	2022
Non-life	49,1	49,1	
Structure			
Total	49,10	49,10	

## Methaq Insurance Company

Date of Establishment 2015  
Paid Up Capital 3 Million LYD  
Activity Composite Insurer  
Address El Hadaeq St., Banghazi - Libya.  
Phone +218 912 090 881  
Website [www.methaq.ly](http://www.methaq.ly)  
Email [info@methaq.ly](mailto:info@methaq.ly)

### Management

Mr. Moataz Ahmed Mohamed Chairman  
Mr. Hisham Shokry swideq Vice Chairman  
Mr. Idris Elzanni General Manager

## Almohandes Insurance Company

Date of Establishment 01/01/2020  
Paid Up Capital 3 Million LYD  
Activity Composite Insurer  
Address General Adm : Tobruk- Libya.  
Phone +218 21 716 3335/21 717 2225  
Website [www.moic.ly](http://www.moic.ly)  
Email [info@moic.ly](mailto:info@moic.ly)

### Management

Mr. Ibrahim Mohamed Tayeb Chairman  
Mr. Mohamed Ai-Ghenai Abdelhadi General Manager

## Watanya Insurance

Date of Establishment 2022  
Paid Up Capital 3 Million LYD  
Activity Composite Insurer  
Address Investment Promotion Building, Tripoli, Libya.  
Phone +218 91-86-444 44  
Website [www.watanya.ly](http://www.watanya.ly)

### Management

Mr. Rafik Khalifa Ghaly Khalifa Chairman & CEO

## Umbrella Reinsurance Company

Date of Establishment 2022  
Paid Up Capital 30 Million LYD  
Activity Reinsurer  
Address Tripoli Tower -Tower No.1. Floor 12. Appartment 123 - Libya.  
Phone 00218213351518 / 00218213351519  
Website [www.umbrellare.ly](http://www.umbrellare.ly)  
Email [gm@umbrellare.ly](mailto:gm@umbrellare.ly)

### Management

Mr. Ossama Hassan Hamhoumr Chairman & General Manager

## Libyan Mediterranean Insurance Company

Date of Establishment 2018  
Paid Up Capital 20 Million LYD  
Activity Composite Insurer  
Address Benghazi - Sayidi Husayn, Libya.  
Phone +218 91 3224622  
Fax (218) 21 - 361 0032  
Website <http://www.lmic.ly>  
Email [info@lmic.ly](mailto:info@lmic.ly)

### Management

Mr. Ali al-Bashir Mohamed Chairman  
Mr. Taher Othman General Manager



## ■ MOROCCO

---





## Maroc

Superficie	: 710 850 km <sup>2</sup>
Capitale	: Rabat
Villes principales	: Rabat - Casablanca
Langue officielle	: Arabe & Amazigh
Monnaie	: Dirham Marocain (MAD)
Fête nationale	: 18 novembre : Fête de l'indépendance 30 juillet : Fête du Trône
Population	: 36 029 138 habitants
Réligion	: L'Islam

### Le Marché de l'Assurance

Autorité de contrôle	: ACAPS L'Autorité de Contrôle des Assurances et de la Prévoyance Sociale
Nombre de compagnies	: 21
Nombre de courtiers	: 446
Code	Dahir N°1-02-238 du 25 Rejeb 1423 (3 octobre 2002) portant promulgation de la loi n° 17-99 portant code des assurances
Cession Obligatoire	Oui

## Morocco

Area	: 710 850 km <sup>2</sup>
Capital	: Rabat
Largest cities	: Rabat - Casablanca
Official Language	: Arabic & Amazigh
Currency	: Moroccan dirham (MAD)
National holiday	: 18 Novembre (Independence Day) 30 Juillet (Throne Day)
Population	: 36 029 138
Religion	: Islam

### Insurance Market

Supervisory Authority	: ACAPS The Insurance and Social Security Supervisory Authority
Number of licensed companies	: 21
(Re)Insurance Brokers	: 446
Code	Dahir N°1-02-238 of 25 Rejeb 1423 (October 3, 2002) promulgating the law n ° 17-99 on the insurance code.
Mandatory cessions	Yes

## Ranking of Moroccan Insurance Companies

### By Annual Turnover

(M MAD)

Company	2020	2021	2022	Evol 21-22
Wafa Assurance	8 374,20	9 088,90	11 639,00	28,06%
RMA Assurance	6 876,00	7 680,70	8 029,30	4,54%
Mutuelle Taamine Chaabi MAC	5 787,30	6 308,39	7 345,00	16,43%
Sanlam Assurance	5 126,00	5 621,10	5 954,00	5,92%
Axa Assurance Maroc	4 871,70	5 567,40	6 028,00	8,27%
Atlanta Sanad	4 973,60	5 400,80	5 403,00	0,04%
Marocaine Vie	2 158,20	2 339,10	2 269,00	-3%
MCMA	1 798,00	2 067,00	2 270,00	9,82%
Allianz Assurance Maroc	1 572,30	1 426,80	1 487,00	4,22%
CAT	1 055,40	1 177,00	829,00	-29,57%
MAMDA	1 092,50	1 172,00	1 264,00	7,85%
MATU	525,70	714,00	863,00	20,87%
Maroc Assistance Internationale	561,50	620,90	603,00	-2,88%
Africa First Assist SAHAM ASSIST	325,80	322,00	295,00	-8,39%
Wafa IMA Assistance	258,30	281,60	348,00	23,58%
Euler Hermes ACMAR	120,00	143,50	129,90	-9,48%
Rma Assistance	109,20	123,00	8 029,30	6427,89%
Axa Assistance Maroc	47,00	63,20	6 028,00	9437,97%
Coface Maroc	81,40	61,30	110,00	79,45%
Smaex	27,60	34,80		-100%
Wafa Takaful			3 767,00	
Taawouniyate Taamine Takaful			668,00	
Takafulia Ass			5 842,00	
Al Maghribia Takaful			1 533,00	
Total	45 741,7	50 213,5	80 733,5	-

## Ranking of Moroccan Insurance Companies

### By Result

(M MAD)

Company	2020	2021	2022	Evol. 21/22
RMA Assurance	660,34	904,10	905,00	0,10%
Wafa Assurance	404,46	536,50	670,00	24,88%
Atlanta Sanad	436,95	454,80	409,00	-10,07%
Axa Assurance Maroc	274,53	424,20	0,00	-100%
Saham Assurance	200,63	359,80	370,00	2,83%
MCMA	328,90	345,20	-	-100%
CAT	217,03	271,00	-	-100%
MAMDA	192,18	238,20	607,00	154,83%
Marocaine Vie	63,21	118,20	-	-100%
MATU	85,09	94,70	-	-100%
Allianz Assurance Maroc	-38,32	71,50	90,50	26,57%
Saham Assistance	32,82	33,52	-	-100%
Euler Hermes ACMAR	22,06	32,20	-	-100%
Wafa IMA Assistance	29,46	30,40	40,00	31,58%
Mutuelle Taamine Chaabi	15,40	17,20	-	-100%
Maroc Assistance Internationale	26,03	11,40	-	-100%
Smaex	-15,19	8,00	-	-100%
Rma Assistance	6,02	2,70	-	-100%
Coface Maroc	-6,35	-3,90	-	-100%
Axa Assistance Maroc	-25,22	-20,30	-	-100%
<b>Total</b>	<b>2 941,60</b>	<b>3 929,42</b>	<b>3 091,50</b>	<b>34%</b>





## SCR MAROC

Date of Establishment	1960
Paid Up Capital	2 200 000 000 Dirhams
Activity	Reinsurer
Address	Tour Atlas, Place Zallaqa B.Postale 13 183. Casablanca.
Phone	+212 522 46 04 00
Fax	+212 522 46 04 60
Website	<a href="http://www.scrmaroc.com">www.scrmaroc.com</a>
Email	<a href="mailto:scr@scrmaroc.com">scr@scrmaroc.com</a>

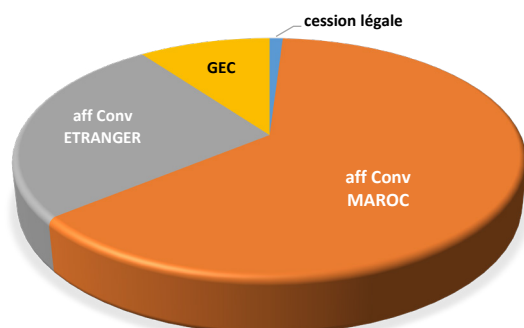
### Management

Mr. Ouafae Mriouah General Manager

Turnover (Million MAD)	2020	2021	2022
Non-life	2 137	2 034	3 278
Structure	95.56%	92.38%	95%
Life	99	168	163.5654929
Structure	4.43%	7.48%	5%
Total	2 236	2 201	3 441

Key Figures (Million MAD)	2020	2021	2022
Gross Premiums	2 633	2 201	3441
Loss Ratio	34,2%	46.30%	
Combined Ratio	91.09%	88.40%	91.40%
Investment Income	10 025		
Net profit Net Profit	318	310.050	281.96
Total Assets			

### Turnover by Line of Business in 2022



### Ratings

Agency	Rating	Outlook
AM Best	B++ (Good)	Stable
Fitch Ratings	AAA (local Rating)	



## MAMDA RE

Date of Establishment	2014
Paid Up Capital	1 000 000 000 Dirhams
Activity	
Address	17 Boulevard Moulay Youssef - Casablanca.

### Management

Mr. Hicham Belmrah Directeur Général

Turnover (Million MAD)	2019	2020	2021
Non-life	106	159	-0.7
Structure	85.17%	48.06%	
Life	18	172	0.2
Structure	14.83%	7.65%	
Total	124	330	-0.5

Key Figures (Million MAD)	2019	2020	2021
Gross Premiums	106	159	-0.5
Net profit Net Profit	6.9	0.2	1.2
Total Assets			

### Ratings

Agency	Rating	Outlook
Standard & Poor's	BBB-	Stable
AM Best	B++ (Good)	Stable

## Allianz Maroc

Date of Establishment	1951
Paid Up Capital	147 000 000 Dirhams
Activity	
Address	166-168 Boulevard Mohamed Zerktoni 20060, Casablanca - Maroc.
Phone	+212 (0) 522 49 97 00
Website	<a href="http://www.allianz.ma">www.allianz.ma</a>

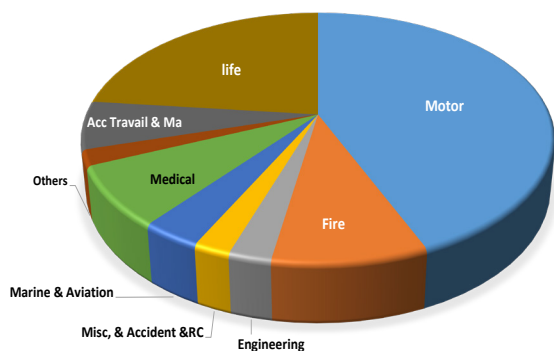
## Management

Mr. Jacques Richier	Administrateur Président
Mr. Joerg Weber	Administrateur General Manager
Mr. Ainane Abboudi	Souscription

Turnover (Million MAD)	2020	2021	2022
Non-life	1 206	1 124	1 141
Structure	76.72%	78.79%	76.73%
Life	366	302,655	346
Structure	23.28%	21.21%	23.27%
Total	1 572	1 427	1 487

Key Figures (Million MAD)	2020	2021	2022
Gross Premiums		1 427	1 487
Ceded Premiums		1 427	
Retained Premiums	1 572		
Net Claims Charge	667		
Loss Ratio	58%		
Combined Ratio			
Investment Income	124		213
Net profit Net Profit	-38,32	71,5	90,5
Total Assets		4 244	

## Turnover by Line of Business in 2022



## Atlanta Sanad Assurances

Date of Establishment	1947 (Fusion en 2020)
Paid Up Capital	7,65 milliards de dirhams
Activity	
Address	181, Bd d'Anfa - Casablanca, Maroc.
Phone	+212 05 22 95 76 76
Website	<a href="https://www.atlantasnad.ma">https://www.atlantasnad.ma</a>

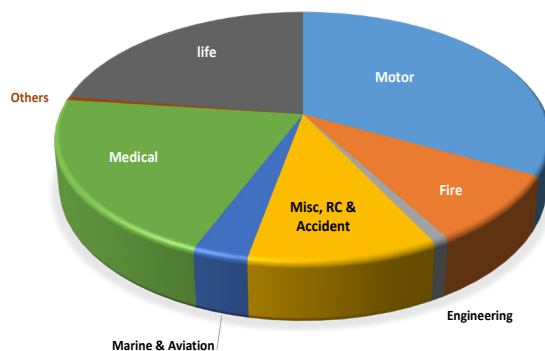
## Management

Mr. Mohamed Hassan Bensalah	Président Directeur Général
Mrs. Fatima Zahra Bensalah	Présidente Directeur Général Délégué
Jalal BENCHEKROUN	Directeur Général Délégué

Turnover (Million MAD)	2020	2021	2022
Non-life	3 903	4 046	4 179
Structure	78.19%	74.92%	77.35%
Life	1 090	1 355	1 224
Structure	21.83%	25.08%	22.65%
Total	4 992	5 401	5 403

Key Figures (Million MAD)	2020	2021	2022
Gross Premium Income	4 992	5 400	5 403
Ceded Premium	627	582	
Retained Premium	4 365	4 818	4 887
Net Incurred Claims	3 117	3 580	3 289
Loss Ratio	62%	66%	
Investment Income	493	705	457
Net Profit	436	454,8	409
Total Assets			

## Turnover by Line of Business in 2022



**SANLAM (SAHAM Assurance)**

Date of Establishment 1949  
 Paid Up Capital 411 687 400 Dirhams  
 Activity  
 Address 216 Bd Zerketouni, P.O. Box 13977,  
 Casablanca. Morocco.  
 Phone +212 22-42 06 06  
 Fax +212 22-20 60 81  
 Website <https://sanlam.ma/fr/>  
 Email [contact@sahamassurance.com](mailto:contact@sahamassurance.com)

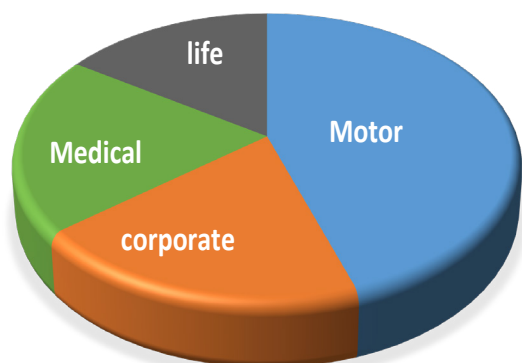
**Management**

**Said Alj** président conseil administration  
**Yahia Chraibi** Directeur Général

Turnover (Million MAD)	2020	2021	2022
Non-life	4 307	4 702	5 022
Structure	84.03%	83.65%	84.35%
Life	819	919	932
Structure	15.97%	16.35%	15.65%
<b>Total</b>	<b>5 126</b>	<b>5 621</b>	<b>5 954</b>

Key Figures (Million MAD)	2020	2021	2022
Gross Premiums	5 126	5 621	5 954
Ceded Premiums			
Retained Premiums	5 126	5 621	
Net Claims Charge			
Loss Ratio			
Combined Ratio	97%	98,70%	
Investment Income			
Net profit	201	360	370
Total Assets			

**Turnover by Line of Business in 2022**



**Africa First Assist (SAHAM Assistance)**

Date of Establishment 1981  
 Paid Up Capital  
 Activity  
 Address Lotissement de LA CIVIM, lot n° 131  
 Route de l'aéroport – Quartier Industriel  
 Sidi Maârouf – Casablanca, Maroc.  
 Phone (+212) 522 95 75 20/22  
 Fax 05 22 58 68 73  
 Website <https://www.africafirstassist.com>  
 Email [assistance@africafirstassist.com](mailto:assistance@africafirstassist.com)

Turnover (Million MAD)	2020	2021	2022
Non-life	326	322	295
Structure	100%	100%	
Life	-	-	
Structure	-	-	
<b>Total</b>	<b>326</b>	<b>322</b>	<b>295</b>

Key Figures (Million MAD)	2020	2021	2022
Gross Premiums	326	322	295
Ceded Premiums			
Retained Premiums	326	322	
Net Claims Charge			
Loss Ratio			
Combined Ratio			
Investment Income			
Net profit	32,82	33,524	
Total Assets			



## Wafa Assurance

Date of Establishment 1972  
 Paid Up Capital  
 Activity  
 Address 1, bd Abdelmoumen - 20100. Casablanca, Maroc.  
 Phone +212 05 22 54 55 55  
 Website [www.wafaassurance.ma](http://www.wafaassurance.ma)  
 Email

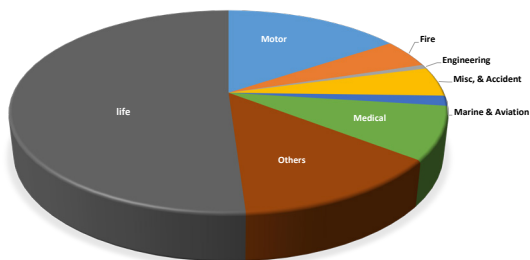
## Management

Mr. Ramses Arroub Président Directeur Général

Turnover (Million MAD)	2020	2021	2022
Non-life	4 003	4 084	5 698
Structure	47.80%	44.94%	48.96%
Life	4 372	5 005	5 941
Structure	52.20%	55.06%	51.04%
Total	8 374	9 089	11 639

Key Figures (Million MAD)	2020	2021	2022
Gross Premiums	8 374	9 089	11 639
Ceded Premiums	700	161	
Retained Premiums	7 674	8 928	10 855
Net Claims Charge	6 411	8 703	9 548
Loss Ratio	70%	85.60%	82%
Combined Ratio	96%	112.20%	
Investment Income	1 353	1 523	1 688
Net profit Net Profit	404	537	670
Total Assets			

## Turnover by Line of Business in 2022



## Wafa IMA Assistance

Address Casablanca Business Center, Lot n°.2  
 Lotissement Mandarona Sidi Maârouf.  
 Casablanca 20270, Maroc.  
 Phone +212 05 22 58 29 00  
 Website  
 Email [info@wafaimaassistance.com](mailto:info@wafaimaassistance.com)

## Management

Mr. MOHAMED IBRAHIMI CEO

Turnover (Million MAD)	2020	2021	2022
Non-life	258	281,6	348
Structure	100%		
Life			
Structure			
Total	258	282	348

Key Figures (Million MAD)	2020	2021	2022
Gross Premiums	258	281,6	348
Ceded Premiums			
Retained Premiums	258		
Net profit	29,46	30,4	40
Total Assets			



## AXA Assurances Maroc

Date of Establishment 1975  
 Paid Up Capital 43 500 Million Dirhams  
 Activity  
 Address 120-122 Avenue Hassan II, Casablanca.  
 Phone +212 22-88 92 92  
 Fax +212 22-88 91 88  
 Website [www.axa.ma](http://www.axa.ma)  
 Email

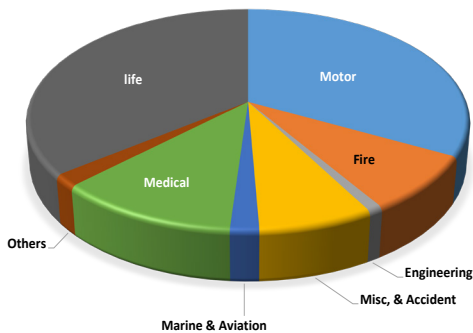
### Management

Mr. Philippe Rocard **Président Directeur Général  
 d'AXA Assurance Maroc**

Turnover (Million MAD)	2020	2021	2022
Non-life	3 144	3 647	3 846
Structure	64,53%	66%	64%
Life	1 728	1 920	2 142
Structure	35,47%	34%	36%
<b>Total</b>	<b>4 872</b>	<b>5 567</b>	<b>6028</b>

Key Figures (Million MAD)	2020	2021	2022
Gross Premiums	4 872	5567,4	6028
Ceded Premiums			
Retained Premiums	4 872		
Net profit	274,53	424,2	-
Total Assets			

### Turnover by Line of Business in 2022



## AXA Assistance Maroc

Date of Establishment  
 Paid Up Capital  
 Activity  
 Address 128, Bd Lahcen Ou Idder, Casablanca  
 20490. Maroc.  
 Phone +212 (0) 5 22 54 23 23  
 Website [www.axa-assistance.ma](http://www.axa-assistance.ma)  
 Email

Turnover (Million MAD)	2020	2021	2022
Non-life	43	63	75,00
Structure	100,00%	100,00%	100,00%
Life	0	0	0
Structure	0,00%	0%	0%
<b>Total</b>	<b>43</b>	<b>63</b>	<b>75,00</b>

Key Figures (Million MAD)	2020	2021	2022
Gross Premiums	47	63	75,00
Ceded Premiums			
Retained Premiums	47	63	75,00
Net profit	-25,22	-20,3	-
Total Assets			

## Compagnie d'Assurance Transport «CAT»

Date of Establishment 1993  
 Paid Up Capital  
 Activity  
 Address 6, La colline. Sidi Maârouf, Casablanca. Maroc.  
 Phone  
 Website [www.cat.co.ma](http://www.cat.co.ma)  
 Email [contact@cat.co.ma](mailto:contact@cat.co.ma)

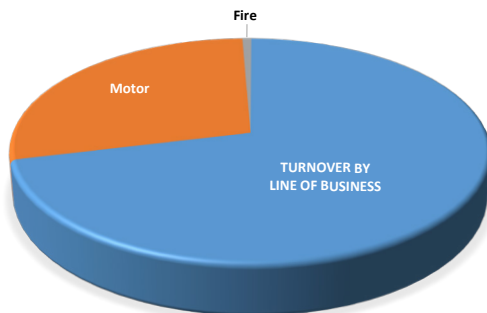
### Management

Mr. Bachir Baddou General Manager

Turnover (Million MAD)	2020	2021	2022
Non-life	1 055	1 177	829
Structure	100%	100%	
Life			
Structure			
Total	1 055	1 177	829

Key Figures (Million MAD)	2020	2021	2022
Gross Premiums	694	1 177	829
Ceded Premiums			
Retained Premiums	694		
Net profit Net Profit / Loss	217,03	271	
Total Assets			

### Turnover by Line of Business in 2022



## COFACE Maroc

Date of Establishment 2008  
 Paid Up Capital  
 Activity  
 Address 225 Boulevard d'Anfa. 20250 Casablanca, Maroc.  
 Phone +212 522 99 81 76/50  
 Fax +212 522 99 06 40  
 Website [www.coface.ma](http://www.coface.ma)  
 Email [coface.maroc@coface.com](mailto:coface.maroc@coface.com)

### Management

Mr. Mehdi Arifi Directeur général assurance-crédit du Maghreb

Turnover (Million MAD)	2020	2021	2022
Non-life	81	61	110
Structure	100%	100%	
Life			
Structure			
Total	81	61	110

Key Figures (Million MAD)	2020	2021	2022
Gross Premiums	81	61,3	110
Ceded Premiums			
Retained Premiums	70		
Net profit Net Profit / Loss	-6,35	-3,9	
Total Assets			

### ACMAR

Date of Establishment	1994
Paid Up Capital	50 000 000 MAD
Activity	
Address	37, Bd Abdellatif Ben Kaddour, Casablanca 20050. Maroc.
Phone	+212 05 22 79 03 30
Fax	+212 05 22 94 10 63
Website	<a href="http://www.eulerhermes.com">www.eulerhermes.com</a>
Email	<a href="mailto:info.maroc@eulerhermes.com">info.maroc@eulerhermes.com</a>

### Management

Turnover (Million MAD)	2020	2021	2022
Non-life	120	143,5	130
Structure	100%	100%	100.00%
Life			
Structure			
Total	120	143,5	129,9

Key Figures (Million MAD)	2020	2021	2022
Gross Premiums	136	143,5	129,9
Ceded Premiums			
Retained Premiums	136		
Net profit	22,06	32,2	
Total Assets			

### Mutuelle Agricole Marocaine d'Assurances «MAMDA»

Date of Establishment	1962
Paid Up Capital	100 000 000 MAD
Activity	
Address	MAMDA/MCMA Building, 16 Abu Inane Street. Morocco.
Phone	+212 537-544 000
Fax	+212 53 75 23 13
Website	<a href="http://www.mamda-mcma.ma">www.mamda-mcma.ma</a>
Email	

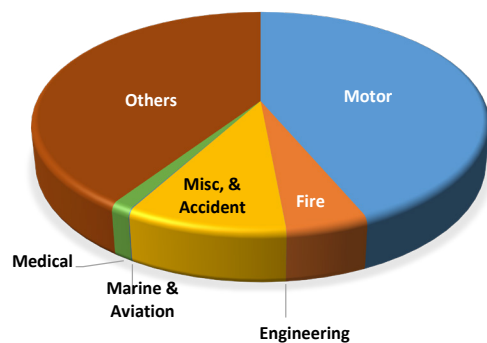
### Management

Mahmoud Oudrhiri      Directeur Général Délégué

Turnover (Million MAD)	2020	2021	2022
Non-life	1 093	1 172	1 264
Structure	100%	100%	
Life			
Structure			
Total	1 093	1 172	1 264

Key Figures (Million MAD)	2020	2021	2022
Gross Premiums	1 093	1 172	1 264
Ceded Premiums			
Retained Premiums	1 093	1 172	1 264
Net profit	192	238	607
Total Assets			

### Turnover by Line of Business in 2022



## Maroc Assistance

Date of Establishment	1976
Paid Up Capital	50 000 000 MAD
Activity	
Address	25 Boulevard Rachidi, 20070 Casablanca. Maroc.
Phone	+212 522-54 30 30
Fax	+212 522-47 10 61
Website	<a href="http://www.mai.co.ma">www.mai.co.ma</a>
Email	<a href="mailto:contact@cat.co.ma">contact@cat.co.ma</a>

## Management

Mr. Mohamed Benchaaboune	Chairman
Mr. Moutadid Moulay Abdelmalek	General Manager

Turnover (Million MAD)	2020	2021	2022
Non-life	562	621	603
Structure	100%	100%	100.00%
Life			
Structure			
Total	562	621	603

Key Figures (Million MAD)	2020	2021	2022
Gross Premiums	561	621	603
Ceded Premiums			
Retained Premiums	561		
Net profit	26,03	11,4	
Total Assets			

## Marocaine Vie

Date of Establishment	1978
Paid Up Capital	27 020 000 USD
Activity	
Address	37 Boulevard Moulay Youssef. Casablanca, Maroc.
Phone	
Fax	
Website	<a href="http://www.sgmaroc.com">www.sgmaroc.com</a>
Email	<a href="mailto:contact.sgmaroc@socgen.com">contact.sgmaroc@socgen.com</a>

## Management

Mr. Taoufik Lachker Hidara	Chairman
----------------------------	----------

Turnover (Million MAD)	2020	2021	2022
Non-life	97	86	94
Structure	4.51%	3.69%	4.14%
Life	2 061	2 253	2 175
Structure	95.49%	96.31%	95.86%
Total	2 158	2 339	2 269

Key Figures (Million MAD)	2019	2020	2022
Gross Premiums	2158	2 339	2269
Ceded Premiums			
Retained Premiums	2 158		
Net profit	63,21	118,2	
Total Assets			





## MATU Assurance

Date of Establishment 1984  
 Paid Up Capital 15 000 000 USD  
 Activity  
 Address 215, Boulevard Zerkouni, Casablanca. Maroc.  
 Phone +212 22-95 95 00  
 Fax +212 22-95 45 04  
 Website [www.matu-assurance.ma](http://www.matu-assurance.ma)  
 Email [Info@matu.ma](mailto:Info@matu.ma)

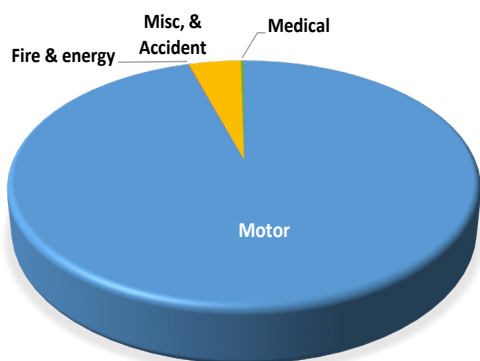
## Management

Mr. Khalid Abdelbaki Chairman

Turnover (Million MAD)	2020	2021	2022
Non-life	526	714	863
Structure	100%	100%	100,00%
Life			
Structure			
Total	526	714	863

Key Figures (Million MAD)	2020	2021	2022
Gross Premiums	462	714	863
Ceded Premiums			
Retained Premiums	462		
Net profit	85,09	94,7	
Total Assets			

## Turnover by Line of Business in 2022



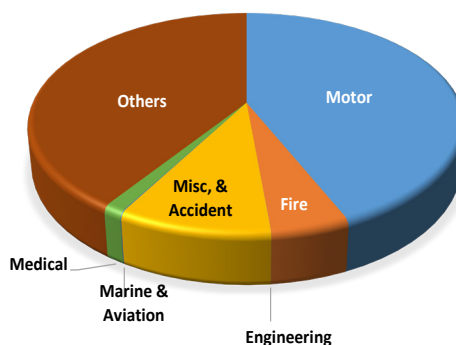
## MCMA

Date of Establishment 1969  
 Paid Up Capital 100 000 000 Dirhams  
 Activity  
 Address MAMDA/MCMA Building, 16 Abu Inane Street. Rabat MA-10 2000.  
 Phone +212 537-544 000  
 Fax +212 53 75 23 13  
 Website [www.mamda-mcma.ma](http://www.mamda-mcma.ma)  
 Email

Turnover (Million MAD)	2020	2021	2022
Non-life	1 043	1 168	998
Structure	58.01%	56.52%	43.96%
Life	755	899	1 272
Structure	41.99%	43.48%	56.04%
Total	1 798	2 067	2 270

Key Figures (Million MAD)	2020	2021	2022
Gross Premiums	1798	2067	2 270
Ceded Premiums			
Retained Premiums	1 798		
Net profit	328,29	345,2	
Total Assets			

## Turnover by Line of Business in 2022



## Mutuelle Taamine Chaabi

Date of Establishment 2015  
 Paid Up Capital 50 000 000 Dirhams  
 Activity  
 Address Rue Houmane El Fetouaki - Rabat. Maroc.  
 Phone  
 Fax  
 Website  
 Email

Turnover (Million MAD)	2020	2021	2022
Non-life			
Structure			
Life	5 787	6 308	7 345
Structure	100%	100%	100.00%
Total	5 787	6 308	7 345

Key Figures (Million MAD)	2020	2021	2022
Gross Premiums	5 787	6 308	7 345
Ceded Premiums			
Retained Premiums	5 787		
Net profit	15,4	17,2	
Total Assets			

## RMA Assurance

Date of Establishment 1949  
 Paid Up Capital 185.000.000 USD  
 Activity  
 Address 83 Avenue de l'Armée Royale.  
 Casablanca, Maroc.  
 Phone + 212 22- 31 01 69  
 Fax  
 Website [www.rmawatanya.com](http://www.rmawatanya.com)  
 Email

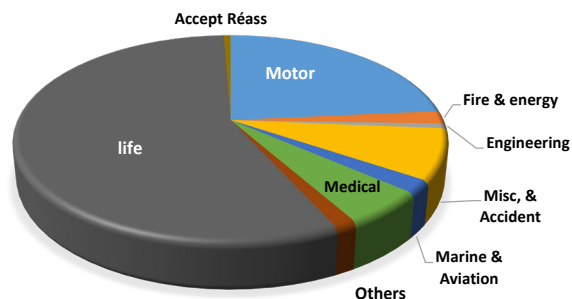
## Management

OTHMAN BENJELLOUN Chairman

Turnover (Million MAD)	2020	2021	2022
Non-life	3 457	3 699	4 293
Structure	50.28%	48.17%	53.47%
Life	3 419	3 981	3 736
Structure	49.72%	51.83%	46.53%
Total	6 876	7 680	8 029

Key Figures (Million MAD)	2020	2021	2022
Gross Premiums	6 876	7 680	8 029
Ceded Premiums			
Retained Premiums	6 876		
Net profit	660,34	904,1	905
Total Assets			

## Turnover by Line of Business in 2022



## RMA Assistance

Date of Establishment 2019  
 Address 83 Avenue de l'Armée Royale, Casablanca, Maroc.  
 Phone (+212) 05 22 45 66 45  
 Website <http://www.rmaassistance.com>

Turnover (Million MAD)		2021	2022
Non-life		123	140
	Structure	100.00%	
Total		123	

Key Figures (Million MAD)		2021	2022
Gross Premiums		123	140
Net profit		2,7	.

## SMAEX

Date of Establishment 1974  
 Website <https://www.smaex.com>  
 Email [smaex@smaex.com](mailto:smaex@smaex.com)

Turnover (Million MAD)		2021	2022
Non-life		35	44
	Structure	100%	100%
Total		35	44

Key Figures (Million MAD)		2021	2022
Gross Premiums		35	44
Total Assets			

## Al Maghribia takaful

Date of Establishment 2022

Turnover (Million MAD)			2022
life			1 533
	Structure		100%
Total			1 533

Key Figures (Million MAD)			2022
Gross Premiums			1 533

## Takafulia ASS

Date of Establishment 2022

### Management

Mohamed hassan bensalah CEO

Turnover (Million MAD)			2022
Non-life			5 842
	Structure		100
Total			5 842

Key Figures (Million MAD)			2022
Gross Premiums			5 842

## Taawouniyate Taamine Takaful

Date of Establishment 2021

### Management

KHALID BOUSSAID DG

Turnover (Million MAD)			2022
life			668
	Structure		100%
Total			668

Key Figures (Million MAD)			2022
Gross Premiums			668

## Wafa Takaful

Date of Establishment 2021

### Management

RACHID ARABI DG

Turnover (Million MAD)			2022
Non-life			3 767
	Structure		100%
Total			3 767

Key Figures (Million MAD)			2022
Gross Premiums			3 767

## ■ MAURITANIA

---





## Mauritanie

Superficie	: 1 030 000 km <sup>2</sup>
Capitale	: Nouakchott
Villes principales	: Nouadhibou, Zouerate
Langue officielle	: Arabe
Monnaie	: Ouguiya (MRU)
Fête nationale	: Fête de l'indépendance 28 Novembre
Population 2018	: 4 525 696 habitants
Religion	: L'Islam

### Le Marché de l'Assurance

Autorité de contrôle	: Le Conseil National des Assurances
Nombre de compagnies	: 15
Nombre de courtiers	: 3
Assurances obligatoires	: Responsabilité Civile.

## Mauritania

Area	: 1 030 000 km <sup>2</sup>
Capital	: Nouakchott
Largest cities	: Nouadhibou, Zouerate
Official Language	: Arabic
Currency	: Ouguiya (MRU)
National holiday	: 28 November
Population 2018	: 4 525 696
Religion	: Islam

### Insurance Market

Supervisory Authority	: The National Committee of Insurance
Number of licensed companies	: 15
Insurance/Reinsurance Brokers	: 3
Code	
Mandatory cessions	
Minimum capital in local currency	
Compulsory Insurance	: Liability.



**NASR**

Date of Establishment 1995  
 Paid Up Capital 2 110 000 USD  
 Activity  
 Address 12 Jamal Abdel Nasser. BP 163.  
 Nouakchott.  
 Phone +222 45 25 26 50  
 Website [www.nasr.mr](http://www.nasr.mr)  
 Email [nasr@nasr.mr](mailto:nasr@nasr.mr)

**Management**

Mr. Mohamed Abdallahi Sidi Chairman  
 Mr. Ahmedould Sidi Baba General Manager

Key Figures (millers USD)	2015	2016	2017
Gross Premium Income	9,015	8,620	8,750
Total Assets	2,150	2,220	2,410

**Mauritanienne d'Assurance et de Réassurance**

Date of Establishment 2002  
 Paid Up Capital  
 Activity  
 Address  
 Phone  
 Fax  
 Website  
 Email

Turnover (MRU)	2015	2016	2017
Non-life	1,750	1,900	1,940
Structure	100%	100%	100%
Life			
Structure			
Total			

Key Figures (MRU)	2015	2016	2017
Gross Premium Income	1,750	1,900	1,940
Total Assets			

**AGM**

Date of Establishment  
 Paid Up Capital 1 250 000 US\$  
 Activity  
 Address BP. 2141 - Nouakchott.  
 Phone +222 5 29 29 00  
 Fax +222 5 29 29 11  
 Website [www.agm.mr](http://www.agm.mr)  
 Email [agm@mauritel.mr](mailto:agm@mauritel.mr)

**Management**

Mr Monlaye Ely Bou Amatou

Turnover (millers USD)	2015	2016	2017
Non-life	785	815	840
Structure	100%	100%	100%
Life			
Structure			
Total	785	815	840

Key Figures (millers USD)	2015	2016	2017
Gross Premium Income	785	815	840
Net Profit / Loss	55		65
Total Assets	2,125	2,125	2,140

## Taamin Assurances Islamique

Date of Establishment	1999
Paid Up Capital	945 000 USD
Activity	
Address	P.O Box 5164 Nouakchott
Phone	+222 52 94 00 00
Fax	
Website	www.assurances taamin.com
Email	info@assurances taamin.com

## Management

Mr. Moulaye el Hassen Ould Moktar Hassen

Turnover (milliers USD)	2015	2016	2017
Non-life	1,255	1,290	1,310
Structure	100%	100%	100%
Life			
Structure			
Total	1,255	1,290	1,310

Key Figures (milliers USD)	2015	2016	2017
Gross Premium Income	1,255	1,290	1,310
Net Profit / Loss	60	820	90
Total Assets	1,705	1,705	1,680

## DAMANE Assurance

Date of Establishment	2010
Paid Up Capital	10 M USD
Activity	Assurance non vie
Address	BP 5080 Nouakchott.
Phone	+222 45 252 508
Fax	+222 45 252 508
Website	
Email	medejireb@damaneassurances.com

## Management

Mr. Alioune AHMED VAJRA                      Responsable Technique

Turnover (milliers USD)	2018	2019	2020
Non-life			223
Structure			
Life			
Structure			11,8
Total			234,8

Key Figures (milliers USD)	2018	2019	2020
Gross Premium Income	252,2	260,3	234,8
Ceded Premium	132,4	142,7	117,4
Net Retained Premium	119,8	117,6	117,4
Net Profit / Loss		61	63,1
Total Assets		1,035	1,006



## Compagnie Nouvelle Des Assurances «CNA»

Date of Establishment  
Paid Up Capital  
Activity  
Address 21, ZGE Route de l'Aéroport - Ksar.  
Nouakchott  
Phone +222 45 24 04 91  
Fax +222 45 24 04 95  
Website [www.cna.mr](http://www.cna.mr)  
Email [cna.assurance@gmail.com](mailto:cna.assurance@gmail.com)

### Management

Mr. Mohamed Abdallahi Sidi Chairman  
Mr. Ahmed ould Sidi Baba General Manager

---

## GAMA

Date of Establishment  
Paid Up Capital  
Activity  
Address BP. 1259 - Nouakchott.  
Phone +222 5 298 137  
Fax +222 5 292 796  
Website [www.groupeweddady.mr](http://www.groupeweddady.mr)  
Email

## MEDINA Assurance

Date of Establishment 2010  
Paid Up Capital 10 M USD  
Activity Assurance non vie  
Address BP 5080 Nouakchott.  
Phone +222 45 252 508  
Fax +222 45 252 508  
Website  
Email [medejireb@damaneassurances.com](mailto:medejireb@damaneassurances.com)

### Management

Mr. Alioune AHMED VAJRA Responsable Technique

## ■ SUDAN

---





## Soudan

Superficie	: 1.886.068 km <sup>2</sup>
Capitale	: Khartoum
Villes principales	: Khartoum, Omdurman, Port Sudan, Nyala, Wad Madani, El Obeid.
Langue officielle	: Arabe & Anglais
Monnaie	: Livre Soudanaise
PIB	: 51,6 milliards USD (2023)
Fête nationale	: Fête de l'indépendance 1 <sup>er</sup> Janvier
Population	: 47,57 millions Habitants (2024)
Réligion	: L'Islam

## Sudan

Area	: 1.886.068 km <sup>2</sup>
Capital	: Khartoum
Largest cities	: Khartoum, Omdurman, Port Sudan, Nyala, Wad Madani, El Obeid.
Official Language	: Arabic & English
Currency	: Sudanese pound
GDP	: \$51.6 billion (2023)
National holiday	: 1 <sup>st</sup> January
Population	: 47.57 million Habitants (2022)
Religion	: Islam

### Le Marché de l'Assurance

Autorité de contrôle	- National Insurance Regulatory Authority (NIRA) - Association of Sudanese Insurance & Reinsurance Companies (ASIRC)
Nombre de compagnies	: 17 Assureurs (dont 2 assureurs santé) 1 Réassureur National 1 Réassureur de la zone COMESA
Nombre de courtiers	: 6
Code	: Loi de 2001 sur le contrôle des assurances et la loi de 2003 et ses modifications de la loi sur l'Assurance de 2018.
Cession Obligatoire	: - 40% à la NAT RE - 10% à la PTA Re (Zep Re) - 5% à l'Africa Re
Capital min. requis	Assureurs : 3 millions SDG Réassureurs : 3.5 millions SDG
Aussurances obligatoires	: Responsabilité civile automobile, transport maritime et responsabilité civile aviation.

### Insurance Market

Supervisory Authority	: Insurance Supervisory Authority (ISA)
Number of licensed companies	: 15 Insurers (including 2 health insurers) 1 National Reinsurer 1 Reinsurer of the COMESA zone
(Re)Insurance Brokers	: 10
Code	: Insurance Supervision Act 2001 & Insurance Act 2003.
Mandatory cessions	: - 40% to Nat Re - 10% to PTA Re «Zep Re» - 5% to Africa Re
Minimum capital	Insurance companies : 3 millions SDG Reins. companies : 3.5 millions SDG
Compulsory Insurance	: Compulsory insurances: Motor third party liability, marine cargo and aviation third party liability.



## Ranking of Sudanese Insurance Companies

### By Annual Turnover

SDG

Compagnie	2018	2019	2020	Evol. 19/20
SHIEKAN INS & REINS	2 252 000 000	3 107 746 000	3 707 346 000	19,3%
ISLAMIC	1 616 019 278	2 250 535 000	3 503 597 000	55,7%
THE SUDANESE	602 555 008	844 171 000	1 201 178 000	42,3%
EL NILEIN	527 931 969	853 143 000	1 975 539 000	131,6%
AL SALAMA	309 361 763	802 003 000	1 384 655 000	72,6%
AL BARAKA	547 961 005	856 704 000	1 594 808 000	86,2%
UNITED	526 656 363	1 001 790 000	2 376 395 000	137,2%
MIDDLE EAST	515 020 459	650 041 000	1 263 534 000	94,4%
TAAWUNIYA	315 667 269	927 117 000	2 821 770 000	204,4%
JUBA	224 324 249	229 297 000	332 199 000	44,9%
BLUE NILE	199 154 783	300 014 000	459 491 000	53,2%
SAVANNA	191 045	161 747 000	267 449 000	65,4%
GENERAL		42 403 000	61 237 000	44,4%
Almutakhassissa Medical		233 975 000	783 401 000	234,8%
Takaful Ins Co			153 016 000	
Al Ahlya Medical			86 514 000	
<b>TOTAL</b>	<b>7 636 843 191</b>	<b>12 260 686 000</b>	<b>21 972 131 000</b>	<b>79,2%</b>



### National Reinsurance

Date of Establishment 1973  
 Paid Up Capital 50 000 000 SDG  
 Activity General Reinsurer (Retakaful)  
 Address National Reinsurance House Parlaman Street, P.O.Box 11111- 443, Khartoum, Sudan.  
 Phone +249 183 778 221/183 794 729  
 Fax +249 183 775 927  
 Website [www.national-reinsurance.com](http://www.national-reinsurance.com)  
 Email [info@national-reinsurance.com](mailto:info@national-reinsurance.com)

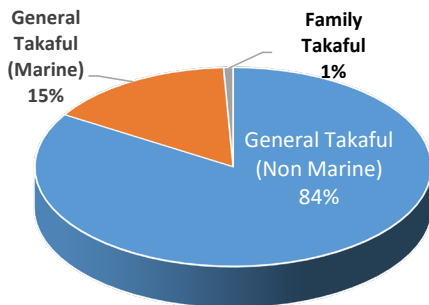
### Management

Mr. Abdullah Ahmed Abdullah Al-Tom Chairman  
 Mr. Osman Elhadi Ibrahim General Manager  
 Mr. Mohamed Saeed Elmutasim Al Tayeb Deputy General Manager

Turnover (SDG)	2017	2018	2019
Non-life	268 953 000	779 752 000	NA
Structure	34%	99%	
Life	3 208 000	6 062 000	NA
Structure	1%	1%	
Total	272 161 000	785 814 000	

Key Figures (SDG)	2017	2018	2019
Gross Premium Income	272 161 000	785 814 000	
Ceded Premium	114 487 000	325 621 000	
Retained Premium	157 674 000	460 193 000	
Incurred Claims	46 381 000	103 740 000	
Loss Ratio	29.42%	22.54%	
Combined Ratio	72.2%	63.1%	
Investment Income			
Net Profit / Loss	11 565 000	42 775 000	
Total Assets	342 398 000	601 439 000	

### Turnover by Line of Business in 2018



### Ratings

Agency	Rating	Outlook
Muhanna non interactive ratings	BB <sub>+</sub> <sub>ni</sub>	



### Shiekan Insurance & Reinsurance

Date of Establishment 1983  
 Paid Up Capital 10 000 000 SDG  
 Activity Takaful & Retakaful  
 Address Shiekan Building\_Elgame Elkaber Street El Souk El Arabi, Khartoum, Sudan. PO Box 10037. El Souk El Arabi Khartoum, Sudan.  
 Phone +249 183 78 44 69  
 Fax +249 183 77 68 49  
 Website [www.shiekanins.sd](http://www.shiekanins.sd)  
 Email [info@shiekanins.sd](mailto:info@shiekanins.sd)

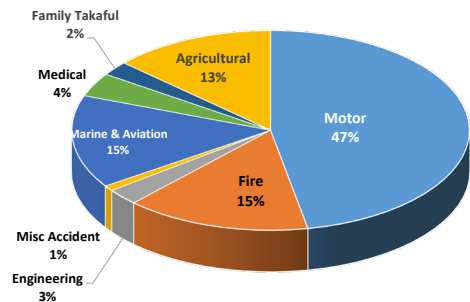
### Management

Mr. Mohamed Othman Al-Hussein Al-Hassan Chairman  
 Major General Hashem Khaled Mahmoud Managing Director  
 Mr. Omer Hassan Hussain General Manager

Turnover (SDG)	2018	2019	2020
Non-life	2 151 000 000	3 104 000 000	3 887 031 084
Structure	95.5%	96.1%	97.7%
Life	100 000 000	123 000 000	91 778 239
Structure	4.4%	3.8%	2.3%
Total	100%	100%	100%

Key Figures (SDG)	2019	2020	2021
Gross Premiums	3 229 000 000	3 978 809 323	17 879 771 127
Ceded Premiums	1 233 000 000	1 681 818 619	6 334 347 751
Retained Premiums	1 996 000 000	2 296 990 704	11 545 423 376
Net Earned Premium	2 067 000 000	2 296 990 704	11 545 423 376
Net claims incurred	1 009 000 000	1 134 195 249	3 239 211 760
Loss Ratio	31%	29%	18%
Combined Ratio			
Investment Income	1 000 000	31 000 000	66 553 623
Net profit	509 000 000	597 000 000	3 894 550 195
Total Assets	4 171 000 000	5 988 444 760	25 530 773 911

### Turnover by Line of Business in 2020



### Ratings

Agency	Rating	Outlook
Islamic International Rating Agency (IIRA)	Takaful Financial Strength 'BBB+'	

- Medical Subsidiary : Attakafulia Insurance since 2019.

## Al Baraka Insurance

Date of Establishment 1985  
 Paid Up Capital 10 000 000 SDG  
 Activity General & Family Takaful  
 Address Al Baraka tower 2<sup>nd</sup> Floor, Qasr Street.  
 P. O. Box 3877 - Khartoum, Sudan.  
 Phone +249 183 78 50 23 / 78 57 48 /  
 77 07 13  
 Fax +249 183 77 47 32  
 Website [www.albaraka-ins.com](http://www.albaraka-ins.com)  
 Email [info@albaraka-ins.com](mailto:info@albaraka-ins.com)

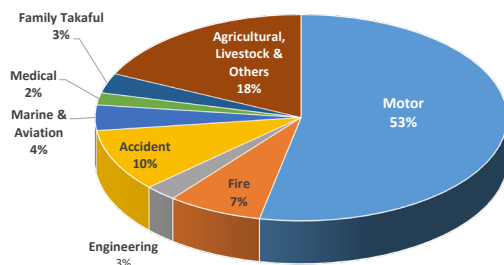
### Management

Mr. Kamal Abdelkader Saeed Hassan Chairman  
 Mr. Adam Ahmed Hassan General Manager  
 Mr. Hassan Mohamed Abdalla Deputy General Manager

Turnover (SDG)	2017	2018	2019
Non-life	284 013 351	533 689 552	842 071 257
Structure	96,4%	97,4%	96,9%
Life	10 410 349	14 271 454	27 105 240
Structure	3,5%	2,6%	3,1%
Total	100%	100%	100%

Key Figures (SDG)	2019	2020	2021
Gross Premiums	869 176 497	1 549 808 000	5 780 065 475
Ceded Premiums	256 570 773		
Retained Premiums	612 605 724		
Net Claims incurred	254 554 861	689 881 000	1 801 766 627
Net Loss Ratio	29%	44%	29%
Combined Ratio			
Investment Income	7 217 651		287 761 610
Net profit	60 697 073		344 207 369
Total Assets	785 355 905		1 215 695 031

### Turnover by Line of Business in 2019



### Ratings

Agency	Rating	Outlook
Islamic International Rating Agency (IIRA)	BBB	stable

## The Sudanese Insurance & Reinsurance

Date of Establishment 1967  
 Paid Up Capital 200 000 000 SDG  
 Activity General Takaful  
 Address North Bank Building 1st Floor, Arab Market, P.O.Box 2332 - Khartoum, Sudan.  
 Phone +249 183 77 77 96 / 77 77 97  
 Fax +249 183 771820  
 Website [www.sudinre.com](http://www.sudinre.com)  
 Email [info@sudinre.com](mailto:info@sudinre.com)

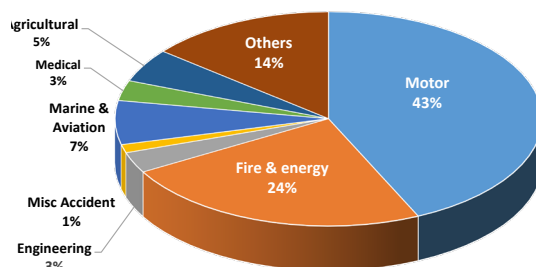
### Management

Mr. Hassan Elsayed Mohammed Ali Chairman  
 Mr. Adel Izz Aldin Elsayed Mohammed General Manager  
 Mr. Ramy Hassan Elsayed Deputy General Manager

Turnover (SDG)	2018	2019	2020
Non-life	602 555 008	844 170 449	1 201 961 172
Structure	100%	100%	100%
Life			
Structure			
Total	-	-	-

Key Figures (SDG)	2018	2019	2020
Gross Premiums	602 555 008	844 171 449	1 201 178 172
Ceded Premiums	231 650 345	418 234 732	634 480 365
Net Retained Premiums	370 904 663	425 936 717	566 697 807
Net earned Premiums	433 059 873	528 139 744	747 835 768
Claims Charge	223 573 153	265 007 928	389 687 606
Loss Ratio	37%	31%	32%
Combined Ratio	47%	45%	39%
Investment Income	18 137 737	25 863 224	43 237 285
Net profit	92 251 173	115 015 510	181 154 283
Total Asset	538 351 724	749 635 082	1 149 732 812

### Turnover by Line of Business in 2020







## El Nilein Insurance

Date of Establishment	1981
Paid Up Capital	53 000 000 SDG
Activity	General & Family Takaful
Address	Intersection of Al-Gomhuria Street with Al-Muk Nimr Street, P.O Box 11867 Khartoum, Sudan.
Phone	+249 183-77-81-90 / 77-41-28 / 77-13-54
Fax	+249 183-77-34-82
Website	<a href="http://www.elnileinins.com">www.elnileinins.com</a>
Email	<a href="mailto:info@elnileinins.com">info@elnileinins.com</a> <a href="mailto:elnilein@hotmail.com">elnilein@hotmail.com</a>

### Management

Mr. Al Amin Ahmed Abdel-Latif	Chairman
Mr. Mr. Amustapha El Amin Sheikh	Managing Director
Mr. Abdelrahim Balla Abdelgadir	General Manager



## The United Insurance

Date of Establishment	1969
Paid Up Capital	20 000 000 SDG
Activity	General Takaful
Address	Parliament Street - crossing tayar Murad street, United Insurance tower, 8 <sup>th</sup> , 9 <sup>th</sup> & 10 <sup>th</sup> floor, P.O.Box 318, Khartoum.
Phone	00249-183 72 00 01 /02
Fax	00249-183 72 00 03/8
Website	<a href="http://www.unitedinsurance.ws">www.unitedinsurance.ws</a>
Email	<a href="mailto:info@unitedinsurance.ws">info@unitedinsurance.ws</a>

### Management

Mr. Mr. Khalid Khalil Osman	Chairman & M.D
Mr. Zuheir Hassan Ibrahim Eisa	General Manager
Mr. Tilal Abubaker Hag EISheikh	Deputy General Manager

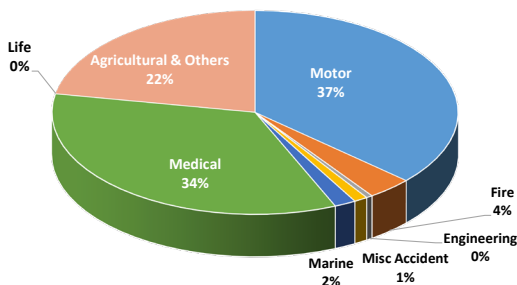
Turnover (SDG)	2018	2019	2020
Non-life	526 988 969	858 623 369	1 983 789 949
Structure	99,8%	99,8%	99,9%
Life	943 000	1 988 720	1 689 400
Structure	0.2%	0.2%	0.1%
Total	527 931 969	860 612 089	1 985 479 349

Turnover (SDG)	2017	2018	2019
Non-life	282 415 348	526 031 467	914 691 145
Structure	99.8%	99.9%	90.7%
Life	432 315	624 896	93 788 618
Structure	0.2%	0.1%	9.3%
Total	282 847 663	526 656 363	1 008 479 763

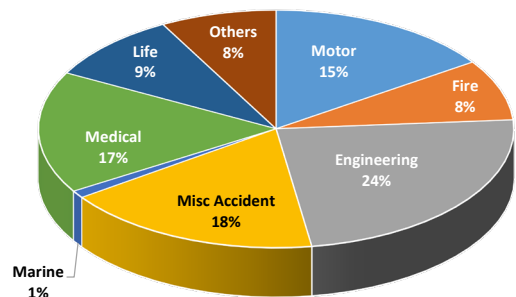
Key Figures (SDG)	2018	2019	2020
Gross Premiums	527 931 969	860 612 089	1 985 479 349
Ceded Premiums	284 204 580	485 675 227	923 297 990
Net Retained Premiums	243 727 389	374 936 862	1 062 181 359
Net Earned Premiums	414 684 836	622 210 483	1 482 699 139
Net Claims Incurred	111 690 567	165 136 317	358 353 041
net Loss Ratio	46%	44%	34%
Combined Ratio	61%	62%	68%
Investment Income	17 099 977	29 181 594	50 244 743
Net profit	41 715 946	84 612 364	196 339 161
Total Assets	458 122 569	746 145 937	1 656 237 472

Key Figures (SDG)	2018	2019	2020
Gross Premiums	526 656 363	1 008 479 763	2 376 395 000
Ceded Premiums	296 712 308	496 891 143	
Retained Premiums	229 944 055	511 588 620	
Net Earned Premiums	309 351 746	642 211 514	
Net claims incurred	101 091 452	198 818 780	1 260 111 000
Loss Ratio	44%	39%	53%
Combined Ratio	70%	59%	-
Investment Income	11 096 108	16 050 511	
Net profit	53 873 353	73 864 221	
Total Assets	507 334 245	983 221 752	

### Turnover by Line of Business in 2020



### Turnover by Line of Business in 2019



### Ta'awuniya Insurance

Date of Establishment 1989  
Paid Up Capital 10 000 000 SDG  
Activity General & Family Takaful  
Address Al Ta'awuniya Tower, East of Nile Bank for Trade & development. West of Medicine colleague - University of Khartoum. P.O.Box 231 Khartoum, Sudan.  
Phone +249 183 - 778 615 / 772 431  
781 310 / 774 619  
Fax +249 183 78 4320  
Website [www.taawuniya.com.sd](http://www.taawuniya.com.sd)  
Email [info@taawuniya.com.sd](mailto:info@taawuniya.com.sd)

### Management

Mr. Hisha AlTuhamy Abdullah Chairman  
Dr.Kamal Jad Karim CEO & General Manager  
Dr. Salaheddin Mohammed Abdallah Deputy General Manager

### The Blue Nile Insurance

Date of Establishment 1965  
Paid Up Capital 10 000 000 SDG  
Activity General Takaful  
Address The Blue Nile Ins Building, El Qasr Street. P.O.Box 2215 - Khartoum, Sudan.  
Phone +249 183 778 013/ 776 705 / 781 536  
Fax +249 183 772 405  
Website [www.blue-nile-insurance.com](http://www.blue-nile-insurance.com)  
Email [bni.sudan@gmail.com](mailto:bni.sudan@gmail.com)  
[bni@sudanmail.net](mailto:bni@sudanmail.net)

### Management

Mr. Sadiq Mohammed Ahmed Aljak Chairman  
Mr. Mohamed Hassan Mohamed General Manager  
Mr. Amer Ali Abdelhamid Deputy General Manager

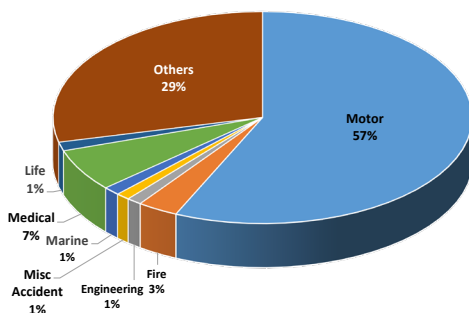
Turnover (SDG)	2017	2018	2019
Non-life	198 084 892	305 284 838	927 118 944
Structure	97.3%	96.7%	98.7%
Life	5 541 506	10 382 431	12 626 194
Structure	2.7%	3.3%	1.3%
Total	203 626 398	315 667 269	939 745 138

Turnover (SDG)	2018	2019	2020
Non-life	199 154 783	300 013 444	459 491 548
Structure	100%	100%	100%
Life			
Structure	%	%	%
Total			

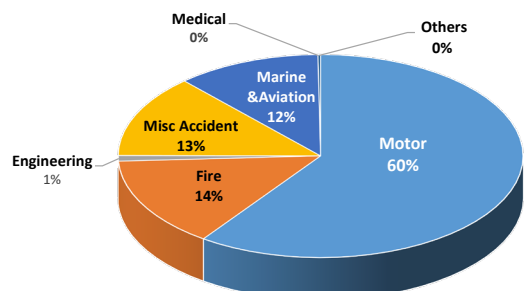
Key Figures (SDG)	2018	2019	2020
Gross Premiums	526 656 363	1 008 479 763	2 821 772 000
Ceded Premiums	296 712 308	496 891 143	
Retained Premiums	229 944 055	511 588 620	
Net claims incurred	309 351 746	642 211 514	
Loss Ratio	101 091 452	198 818 780	2020
Combined Ratio	44%	39%	2 376 395 000
Investment Income	70%	59%	
Net profit	11 096 108	16 050 511	
Total Assets	53 873 353	73 864 221	
Total Assets	507 334 245	983 221 752	

Key Figures (SDG)	2018	2019	2020
Gross Premiums	199 154 783	300 013 444	459 491 548
Ceded Premiums	85 495 049	125 312 743	167 867 837
Net Retained Premiums	113 659 734	174 700 701	291 623 711
Net earned Premiums	142 216 934	208 411 708	240 447 121
Net Claims Charge	21 216 934	32 434 836	94 500 946
Net Loss Ratio	11%	11%	21%
Net Combined Ratio	71%	69%	52%
Investment Income	2 050 622	3 840 838	7 645 088
Net profit	68 034 950	102 538 856	38 817 647
Total Assets			15 598 256

### Turnover by Line of Business in 2019



### Turnover by Line of Business in 2020



## Islamic Insurance

Date of Establishment	1979
Paid Up Capital	25 000 000 SDG
Activity	General & Family Takaful
Address	Islamic Insurance Tower, Ali Abdullatif Street - P.O.B.ox 2776. Khartoum, Sudan.
Phone	+249 183-771189 / 770507
Fax	+249 183-778959
Website	www.islamicinsur.com
Email	info@islamicinsur.com islamicins@sudanmail.net

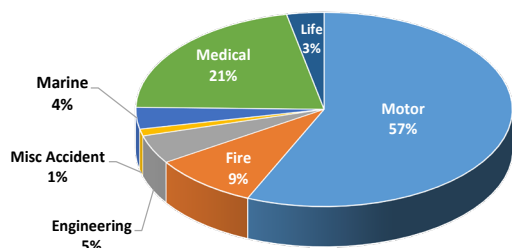
## Management

Mr. Mohamed Abdelkader Yacooob	Chairman
Mr. Abdallah Ahmed Abdallah	General Manager
Mrs Mahasin Serageldin Mohiddin	Deputy General Manager

Turnover (SDG)	2018	2019	2020
Non-life	1 575 194 964	2 250 717 966	
Structure	97,5%	96,7%	
Life	40 824 314	76 873 645	84 180 000
Structure	2,5%	3,3%	
Total	1 616 019 278	2 327 591 611	

Key Figures (SDG)	2018	2019	2020
Gross Premiums	1 616 019 278	2 327 591 611	3 588 086 147
Ceded Premiums	301 000 631	492 779 169	626 791 623
Retained Premiums	1 315 018 647	1 834 812 442	2 961 294 524
Net claims incurred	12 744 595	28 828 093	1 223 442 672
Loss Ratio	1%	2%	41%
Combined Ratio	17%	20%	56%
Investment Income	24 281 384	43 286 649	45 844 771
Net profit	140 205 892	174 308 924	279 355 335
Total Assets	1 429 071 015	1 929 200 263	2 937 972 729

## Turnover by Line of Business in 2020



## Ratings

Agency	Rating
Islamic International Rating Agency (IIRA)	Takaful Financial Strength 'A'

## Juba Insurance

Date of Establishment	1981
Paid Up Capital	236 000 000 SDG
Activity	General Takaful
Address	Sayed Osman Alamin Building, 2 <sup>nd</sup> Floor. Baladiya Street, Khartoum West, Sudan.
Phone	+249 183 77 95 96 / 77 95 97 / 78 24 35
Fax	+249 183 78-16-17
Website	www.juba-insurance.com
Email	info@juba-insurance.com

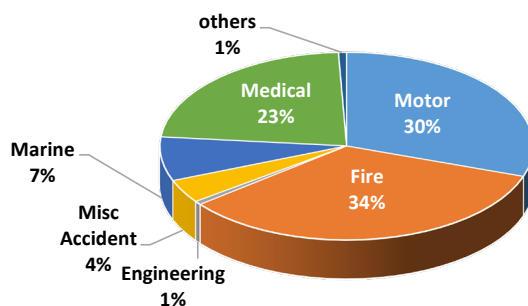
## Management

Mr. Taha Ali Al Bashir	Chairman
Mr. Amar Abuzied Abdellatif	Acting General Manager
Mrs Amina Youssef Mohamed	CFO

Turnover (SDG)	2017	2018	2019
Non-life	128 811 593	222 479 860	238 513 307
Structure	99.0%	99.2%	99.3%
Life	1 236 886	1 844 389	1 693 071
Structure	1.0%	0.8%	0.7%
Total	130 048 479	224 324 249	240 206 378

Key Figures (SDG)	2018	2019	2020
Gross Premiums	224 324 249	240 206 378	332 199 000
Ceded Premiums	154 551 578	156 562 552	
Retained Premiums	69 772 671	83 643 826	
Net claims incurred	39 329 307	49 274 796	167 595 000
Loss Ratio	56%	59%	
Combined Ratio			
Investment Income	3 706 452	6 399 046	
Net profit	7 611 298	5 717 589	
Total Assets	3 985 133	6 578 117	

## Turnover by Line of Business in 2019



## The Middle East Insurance

Date of Establishment 1981  
 Paid Up Capital 10 000 000 SDG  
 Activity General Takaful  
 Address Nile Street - Kuwait Sudanese center first tower 3070. Khartoum, Sudan.  
 Phone +249 183 77 95 44 / 77 22 02/ 77 23 44  
 Fax +249 183 77 92 66  
 Website [www.middleeast-ins.com](http://www.middleeast-ins.com)  
 Email [info@middleeast-ins.com](mailto:info@middleeast-ins.com)  
[meico4@hotmail.com](mailto:meico4@hotmail.com)

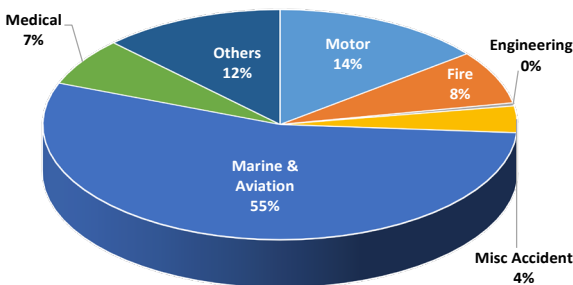
### Management

Mr. Mamoun Bashir Elnifiedi Chairman  
 Mr. Muawia Mirgani Abbasher CEO & General Manager  
 Mr. Elsamani Ahmed Elsheikh CFO

Turnover (SDG)	2019	2020	2021
Non-life	651 078 725	1 270 085 640	5 230 705 520
Structure	100,0%	100,0%	100,0%
Total	651 078 725	1 270 085 640	5 230 705 520

Key Figures (SDG)	2019	2020	2021
Gross Premiums	651 078 725	1 270 085 640	5 230 705 520
Ceded Premiums	531 563 976	983 192 636	4 414 936 300
Net Retained Premiums	119 514 749	286 893 004	815 769 220
Net Earned Premiums	202 649 808	453 571 626	1 394 395 037
Net claims incurred	54 548 885	85 299 105	283 256 673
Loss Ratio	46%	30%	35%
Investment Income	1 059 111	1 066 101	7 423 515
Net profit	17 893 161	71 786 596	138 120 123
Total Assets	672 849 452	1 375 940 536	4 883 759 744

### Turnover by Line of Business in 2019



## General Insurance

Date of Establishment 1961  
 Paid Up Capital 10 000 000 SDG  
 Activity General Takaful  
 Address General Insurance Company (Sudan) Building. Al Mak Nemer Road, Building No 2/8 - square 2/5. P. O Box 1555. Khartoum, Sudan.  
 Phone +249 183 78 0618  
 Fax +249 183 77 2122  
 Email [generalinsurance@hotmail.com](mailto:generalinsurance@hotmail.com)

### Management

Mr. Nader Malik Chairman  
 Mr. Asim Ahmed Omer General Manager

Key Figures (SDG)	2018	2019	2020
Gross Premiums	-	42 403 000	61 237 000
Gross Claims Incurred			22 093 000
Total Assets	-		



## Savanna Insurance

Date of Establishment 1989  
 Paid Up Capital 3 570 000 USD  
 Activity General Takaful  
 Address Amarat Street 25 Block 10, House 8 P.O. Box 44056. Khartoum, Sudan.  
 Phone +249 183 47 1259 / 47 1125 / 47 1458  
 Fax +249 183 47 1192  
 Website <http://www.savaincoins.com>  
 Email [info@savainnains.com](mailto:info@savainnains.com)

### Management

Mr. Essam Ameen Okasha Chairman  
 Mr. Mohamed Ahmed Albasheir General Manager

Key Figures (SDG)	2018	2019	2020
Gross Premiums	-	161 747 000	267 449 000
Total claims			113 815 000



## Al Salama Insurance

Date of Establishment 1992  
 Paid Up Capital 10 000 000 SDG  
 Activity General & Family Takaful  
 Address Intersection Sheikh Mustapha Amin St.& Conference Street P.O Box 11448 - Khartoum, Sudan.  
 Phone +249 183 77 29 20 / 38  
 Fax +249 183 77 28 62  
 Website [www.alsalama.sd](http://www.alsalama.sd)  
 Email [info@alsalama.sd](mailto:info@alsalama.sd)  
[tumadira@yahoo.com](mailto:tumadira@yahoo.com)

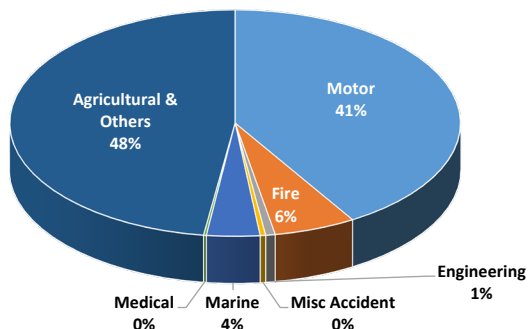
### Management

Mr. Ali Mohammed Al Hassan Abrsi Chairman  
 Mrs. Tamadur A. Abdul Raheem General Manager  
 Mr. Atif Eissa Deputy General Manager

Turnover (SDG)	2019	2020	2021
Non-life	805 224 181	1 387 201 211	4 505 198 564
Structure	100%	100%	100%
Life			
Structure	-	-	-
Total	-	-	-

Key Figures (SDG)	2019	2020	2021
Gross Premiums	805 224 181	1 387 201 211	4 505 198 564
Ceded Premiums	327 885 397	534 880 484	1 895 073 259
Net Retained Premiums	477 338 784	852 320 727	2 610 125 305
Net earned Premiums	477 338 784	852 320 727	2 610 125 305
Net Claims Charge	11 652 111	9 991 985	16 639 678
Net Loss Ratio	1%	1%	0%
Investment Income	33 479 928	74 964 467	178 824 292
Net profit	55 423 296	101 776 557	151 147 092
Total Asset		160 360 676	328 992 681

### Turnover by Line of Business in 2021



## Reinsurance

## Ranking of the North African National Reinsurers

By Annual Turnover	2018	2019	2020	2021	2022	2023
SCR Maroc (M USD)	206,531	205,816	295,730	281,770	350,200	371,750
CCR Alger (M USD)	252,492	275,056	254,601	285,531	301,799	345,000
Tunis Re (M USD)	46,331	52,887	51,625	53,229	63,718	72,588
Misr Ins Co						
Nat Re (M USD)	16,511	-	-	-	-	-

By Equity	2018	2019	2020	2021	2022	2023
CCR Alger (M USD)	247,557	261,833	266,890	276,201	305,046	333,000
SCR Maroc (M USD)	249,694	253,878	290,730	287,0500	277,990	286,550
Tunis Re (M USD)	59,717	61,598	65,294	67,584	70,628	74,334
Misr Ins Co						
Nat Re (M USD)	12,637	-	-	-	-	-

By Result	2018	2019	2020	2021	2022	2023
CCR Alger (M USD)	25,196	26,531	31,454	36,063	38,911	46,000
SCR Maroc (M USD)	28,367	32,449	35,680	33,460	28,690	28,710
Tunis Re (M USD)	4,946	5,712	3,991	5,455	6,477	6,060
Misr Ins Co						
Nat Re (M USD)	0,899	-	-	-	-	-

## Ranking of the North African National Reinsurers

By Combined Ratio	2018	2019	2020	2021	2022	2023
CCR Alger	83%	84%	78%	75%	77.32%	73,95%
SCR Maroc	92.30%	84.60%	91.09%	94%	91%	-
Tunis Re	108%	99.6%	96.9%	92.5%	91.7%	92.7%
Misr Ins Co						
Nat Re	63.1%	-	-	-	-	

By ROE (After Tax)	2018	2019	2020	2021	2022	2023
CCR Alger	10%	10%	13%	15%	14.62%	16,28%
SCR Maroc	12.26%	11.17%	12.27%	11.70%	10.32%	10,17%
Tunis Re	9.3%	6.2%	6.1%	8.1%	9.2%	8.2%
Misr Ins Co						
Nat Re	-	-	-	-	-	





## Main References:

- Annual Reports / CGA Insurance General Committee. (Tunisia)
- Financial statements FMC / Financial Market Council. (Tunisia)
- Situation Liminaire : Fédération Marocaine des Sociétés d'Assurances & de Réassurances.
- Annual Reports / ACAPS
- EFSA Books
- AIO Annual Reviews
- Sudanese Insurance & Reinsurance companies websites
- World Bank / Insurance Supervisory Authority report/Sudan Democracy First Group Report
- Annual Reports / Insurance Supervisory Authority (Egypt)
- World Bank website
- Annual Reports of Compagnies
- Atlas Magazine
- Web sites of companies.



**AA (tun)**  
Stable Outlook